

PRICE LIST 2022

RiobelPRO®

Designed for plumbers,
loved by designers!

Components

Accessories

Quadrík

Ever

Dee-J

Conik

Kitchen

Numerical Index

PRO FOR PROFESSIONALS AND PROJECTS

The Pro series is a Riobel product line designed for professionals and their projects. It features contemporary design and includes four bathroom faucet collections and five kitchen faucet collections.

BATHROOM



CONIK DEE-J EVER QUADRIK

KITCHEN



JAZZ NJOY PIXI PRONTO SIMPLICITY

WHY CHOOSE RIOBEL PRO

Riobel Pro valves have built-in diverters, so you don't have to plumb in a separate shutoff or diverter valve.

Riobel Pro thermostatic/pressure balance valves stabilize water pressure for steady temperature performance even if pressure drops by 50%.

Rough and installation box for concrete floors are ideal for installing freestanding tub fillers.

Shower valves available in three (3) connections: NPT or sweat, PEX and PEX expansion.

Valve roughs made in Canada.

Easy and fast to install.

Contemporary, functional and attractive collections.

DESIGNED FOR PLUMBERS, LOVED BY DESIGNERS!

UPDATES

DISCONTINUATION HIGHLIGHTS

SHOWER/BATH COMPONENTS



P240C
Soap dish for square sliding bar




P363C
Package of 12x 1 jet shower head



P4460C
3-jet hand shower

BATHROOM



PRHFS PRHFS-EX PRHFS-SPEX

Floor mount tub filler rough sold separately. Replaced by RHFS rough, available in -EX and -SPEX.

OTHERS

-10 (except for NJ201)
All Flow rate 3.7 L/min (-10)

-15 (except for NJ201 and shower components)
All Flow rate 5.9 L/min (-15)

RIOWISE VALVES SYSTEM

Riobel's valves have built-in diverters so you don't have to plumb in a separate shutoff or diverter valve, allowing for more streamlined faucet design that takes up less space on the wall. Furthermore, our thermostatic/pressure balance valves offer the best of both worlds: they stabilize water pressure for steady temperature performance even in the event of a 50% drop in pressure. No wonder this system is known as the **RioWise Valves System**. Riobel owns the patent for this revolutionary invention in the world of plumbing!

ONE ROUGH FITS ALL !


ALL SHOWER VALVES

EXAMPLES




Dee-J

Ever




Conik

Quadrik



OFFERED IN THREE TYPES OF CONNECTIONS



NPT

PEX

EXPANSION PEX

3 TYPES OF VALVE

1-WAY XX71 (XX51 Riobel)



1



- Type P (pressure balance) 1/2"
- Double action: flow and temperature control
- Service valves
- Maximum 22 L/min. 5.8 gpm (US) 60psi

2-WAY RIOWISE XX93 (XX23 Riobel)*



1



2



- Coaxial Type T/P (thermostatic/pressure balance) 1/2"
- 2 outlets
- 4 positions (off, 1, 1 and 2, 2)
- Service valves
- Maximum 24 L/min. 6.3 gpm (US) 60psi
- * 2-way RIOWISE no share XX94 (XX44 Riobel)

3-WAY RIOWISE XX95 (XX45 Riobel)



1



2



3



- Coaxial Type T/P (thermostatic/pressure balance) 1/2"
- 3 outlets
- 6 positions (off, 1, 1 and 2, 2 and 3, 3)
- Service valves
- Maximum 24 L/min. 6.3 gpm (US) 60psi

ONE ROUGH FITS ALL !

ALL 3-PIECE DECK-MOUNT TUB FILLERS WITH HAND SHOWER

EXAMPLES



Dee-J

Conik




Ever

Quadrik



OFFERED IN THREE TYPES OF CONNECTIONS



NPT

PEX

EXPANSION PEX

ALL FLOOR-MOUNT TUB FILLERS WITH HAND SHOWER


EXAMPLES




Ever

Quadrik

Conik



OFFERED IN THREE TYPES OF CONNECTIONS



NPT

PEX

EXPANSION PEX

NUMERICAL INDEX

Product Code	Colour	CAD Price	Page
P509	BK	\$ 51	64
	C	\$ 40	64
P517	BK	\$ 125	64
	C	\$ 95	64
P518	BK	\$ 98	63
	C	\$ 73	63
P519	BK	\$ 90	63
	C	\$ 69	63
P541	C	\$ 180	63
P560	BK	\$ 156	63
	C	\$ 120	63
P5604	C	\$ 47	68
P5614	C	\$ 42	68
P5698	C	\$ 80	9, 10, 11, 12, 13
	SS	\$ 106	10
P6060	C	\$ 237	57
	C-15	\$ 248	57
P7059	C	\$ 88	59
P7259	BK	\$ 104	59
	C	\$ 78	59
P774	BK	\$ 81	58
	C	\$ 60	58
P775	BK	\$ 56	59
	C	\$ 41	59
P847	C	\$ 141	65
P867	C	\$ 130	66
P870	BK	\$ 91	67
	C	\$ 67	67
P871	BK	\$ 111	66
	C	\$ 84	66
P885	C	\$ 187	65
P890	BK	\$ 102	66
	C	\$ 74	66
P891	BK	\$ 116	66
	C	\$ 97	66
P940	BK	\$ 88	55
	C	\$ 72	55
P943	BK	\$ 136	55
	C	\$ 117	55
P945	BK	\$ 240	55
	C	\$ 187	55
P947	BK	\$ 180	55
	C	\$ 150	55
P960	BK	\$ 77	56
	C	\$ 64	56
P963	BK	\$ 139	56
	C	\$ 110	56
P965	BK	\$ 194	56
	C	\$ 150	56
P967	BK	\$ 127	56
	C	\$ 103	56
P9976		\$ 83	68
PDB150	BK	\$ 48	67
	C	\$ 42	67
PDB160	C	\$ 57	67
PDL150	BK	\$ 48	67
	C	\$ 42	67
PDO170	C	\$ 40	68
PO101	C	\$ 489	12
	SS	\$ 611	12
PRHBX	N/A-EX	\$ 556	17, 36, 47
	N/A-SPEX	\$ 556	17, 36, 47
PRHTB	N/A	\$ 246	16, 26, 35, 46
	N/A-EX	\$ 246	16, 26, 35, 46
	N/A-SPEX	\$ 246	16, 26, 35, 46
PX101	C	\$ 481	11
QA02	C	\$ 738	45

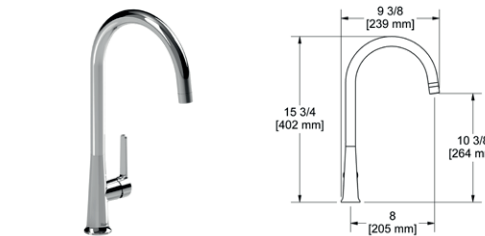
Product Code	Colour	CAD Price	Page
QA08	BK	\$ 740	44
	BK-05	\$ 752	44
	C	\$ 641	44
	C-05	\$ 653	44
QA10	BK	\$ 1062	46
	BK-EX	\$ 1062	46
	BK-SPEX	\$ 1062	46
	C	\$ 844	46
	C-EX	\$ 844	46
	C-SPEX	\$ 844	46
QA11	BK	\$ 824	45
	BK-05	\$ 836	45
	C	\$ 663	45
	C-05	\$ 675	45
QA13	C	\$ 471	47
QA16	BK	\$ 1177	46
	BK-EX	\$ 1177	46
	BK-SPEX	\$ 1177	46
	C	\$ 963	46
	C-EX	\$ 963	46
	C-SPEX	\$ 963	46
QA21	BK	\$ 1748	45
	C	\$ 1398	45
QA39	BK	\$ 2268	47
	BK-EX	\$ 2268	47
	BK-SPEX	\$ 2268	47
	C	\$ 1834	47
	C-EX	\$ 1834	47
	C-SPEX	\$ 1834	47
QA71	BK	\$ 395	48
	BK-EX	\$ 395	48
	BK-SPEX	\$ 395	48
	C	\$ 316	48
	C-EX	\$ 316	48
	C-SPEX	\$ 316	48
QA93	BK	\$ 695	49
	BK-EX	\$ 695	49
	BK-SPEX	\$ 695	49
	C	\$ 567	49
	C-EX	\$ 567	49
	C-SPEX	\$ 567	49
QA94	BK	\$ 695	49
	BK-EX	\$ 695	49
	BK-SPEX	\$ 695	49
	C	\$ 567	49
	C-EX	\$ 567	49
	C-SPEX	\$ 567	49
QA95	BK	\$ 813	50
	BK-EX	\$ 813	50
	BK-SPEX	\$ 813	50
	C	\$ 663	50
	C-EX	\$ 663	50
	C-SPEX	\$ 663	50
QAL01	BK	\$ 548	44
	BK-05	\$ 560	44
	C	\$ 486	44
	C-05	\$ 498	44
QAS00	BK	\$ 342	44
	BK-05	\$ 359	44
	C	\$ 270	44
	C-05	\$ 285	44
QAS01	BK	\$ 367	44
	BK-05	\$ 384	44
	C	\$ 289	44
	C-05	\$ 304	44
R71	N/A	\$ 154	18, 27, 37, 48
	N/A-EX	\$ 154	18, 27, 37, 48
	N/A-SPEX	\$ 154	18, 27, 37, 48

Product Code	Colour	CAD Price	Page
R93	N/A	\$ 197	19, 28, 38, 49
	N/A-EX	\$ 197	19, 28, 38, 49
	N/A-SPEX	\$ 197	19, 28, 38, 49
R95	N/A	\$ 270	20, 29, 39, 50
	N/A-EX	\$ 270	20, 29, 39, 50
	N/A-SPEX	\$ 270	20, 29, 39, 50
RHFS	N/A	\$ 247	17, 36, 47
	N/A-EX	\$ 247	17, 36, 47
	N/A-SPEX	\$ 247	17, 36, 47
SM101	C	\$ 316	13
TC010	BK	\$ 708	16
	C	\$ 517	16
TC016	BK	\$ 789	16
	C	\$ 588	16
TC039	BK	\$ 1762	17
	C	\$ 1360	17
TC071	BK	\$ 217	18
	C	\$ 147	18
TC093	BK	\$ 506	19
	C	\$ 375	19
TC094	BK	\$ 506	19
	C	\$ 375	19
TC095	BK	\$ 533	20
	C	\$ 383	20
TDJ10	C	\$ 588	26
TDJ16	C	\$ 737	26
TDJ71	C	\$ 177	27
TDJ93	C	\$ 395	28
TDJ94	C	\$ 395	28
TDJ95	C	\$ 393	29
TEV10	BK	\$ 799	35
	C	\$ 557	35
TEV16	BK	\$ 899	35
	C	\$ 688	35
TEV39	BK	\$ 1893	36
	C	\$ 1411	36
TEV71	BK	\$ 237	37
	C	\$ 167	37
TEV93	BK	\$ 486	38
	C	\$ 385	38
TEV94	BK	\$ 486	38
	C	\$ 385	38
TEV95	BK	\$ 533	39
	C	\$ 383	39
TQA10	BK	\$ 816	46
	C	\$ 598	46
TQA16	BK	\$ 931	46
	C	\$ 717	46
TQA39	BK	\$ 2021	47
	C	\$ 1587	47
TQA71	BK	\$ 241	48
	C	\$ 162	48
TQA93	BK	\$ 498	49
	C	\$ 370	49
TQA94	BK	\$ 498	49
	C	\$ 370	49
TQA95	BK	\$ 543	50
	C	\$ 393	50



JAZZ

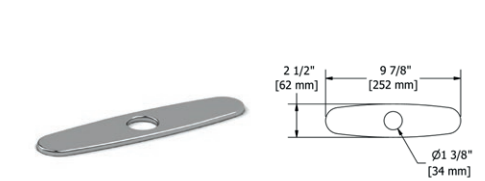
Jazz kitchen faucet with dual spray



- 3/8" speedway compression
- 2-jet
- Ceramic cartridge
- 6.7 L/min, 1.8 gpm (US) 60psi

UPC®

8" center kitchen faucet deck plate



- Attach kit
- Brass

Code	Finish	Price
JZ101C	Chrome	\$ 331

Code	Finish	Price
P5698C	Chrome	\$ 80

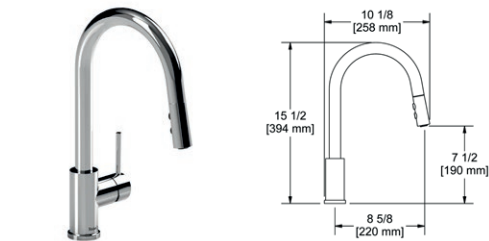


NJOY



PIXI

Kitchen faucet with spray

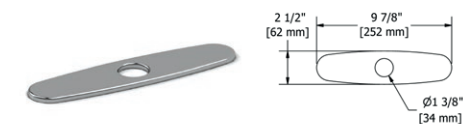


- 3/8" speedway compression
- 2-jet pull-down spray
- Ceramic cartridge
- 6.7 L/min, 1.8 gpm (US) 60psi

- Add -10 for flow rate 3.7 L/min, 1 gpm (US) 60psi
- Add -15 for flow rate 5.69 L/min, 1.5 gpm (US) 60psi

Code	Finish	Price	-10/-15
NJ201C	Chrome	\$ 430	\$ 447
NJ201BK	Black	\$ 580	\$ 599

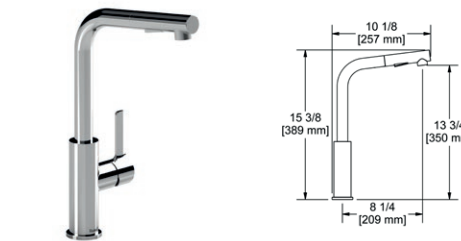
8" center kitchen faucet deck plate



- Attach kit
- Brass

Code	Finish	Price
P5698C	Chrome	\$ 80

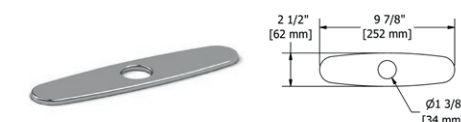
Pixi kitchen faucet with spray



- 3/8" speedway compression
- 2-jet pull-out spray
- Ceramic cartridge
- 6.7 L/min, 1.8 gpm (US) 60psi

Code	Finish	Price
PX101C	Chrome	\$ 481

8" center kitchen faucet deck plate



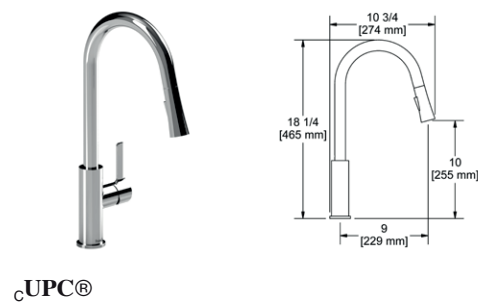
- Attach kit
- Brass

Code	Finish	Price
P5698C	Chrome	\$ 80



PRONTO

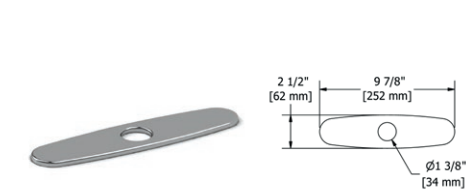
Pronto kitchen faucet with spray



- 3/8" speedway compression
- 2-jet pull-down spray
- Ceramic cartridge
- Scale-free
- 6.7 L/min, 1.8 gpm (US) 60psi

Code	Finish	Price
PO101C	Chrome	\$ 489
PO101SS	Stainless Steel (PVD)	\$ 611

8" center kitchen faucet deck plate



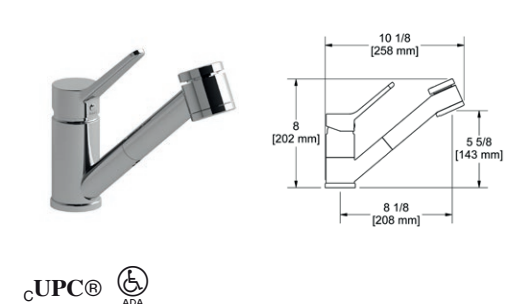
- Attach kit
- Brass

Code	Finish	Price
P5698C	Chrome	\$ 80
P5698SS	Stainless Steel (PVD)	\$ 106



SIMPLICITY

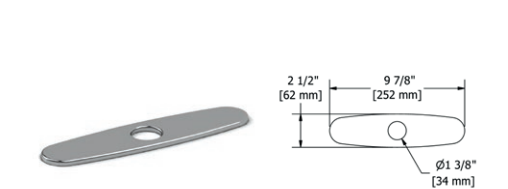
Simplicity kitchen faucet with spray



- 3/8" speedway compression
- 2-jet pull-down spray
- Ceramic cartridge
- Polypropylene and polyester aluminium hose with integrated swivel
- 6.7 L/min, 1.8 gpm (US) 60psi

Code	Finish	Price
SM101C	Chrome	\$ 316

8" center kitchen faucet deck plate



- Attach kit
- Brass

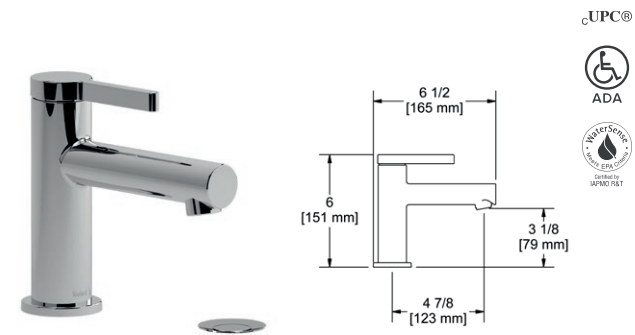
Code	Finish	Price
P5698C	Chrome	\$ 80

CONIK



CONIK

Single hole lavatory faucet



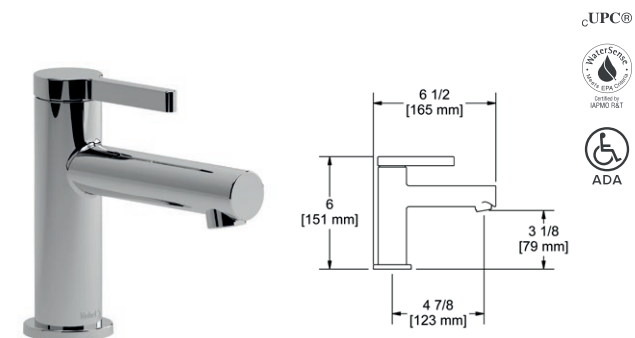
- $\frac{3}{8}$ " speedway compression
- Ceramic cartridge
- Push drain
- 4.5 L/min, 1.2 gpm (US) 60psi



• Add -05 for flow rate 1.9 L/min, 0.5 gpm (US) 60psi

Code	Finish	Price	-05
COS01C	Chrome	\$ 271	\$ 283
COS01BK	Black	\$ 342	\$ 353

Single hole lavatory faucet without drain



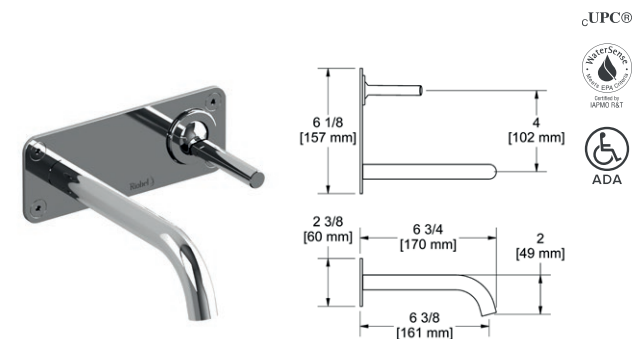
- $\frac{3}{8}$ " speedway compression
- Ceramic cartridge
- No drain
- 4.5 L/min, 1.2 gpm (US) 60psi



• Add -05 for flow rate 1.9 L/min, 0.5 gpm (US) 60psi

Code	Finish	Price	-05
COS00C	Chrome	\$ 255	\$ 267
COS00BK	Black	\$ 327	\$ 340

Wall-mount lavatory faucet



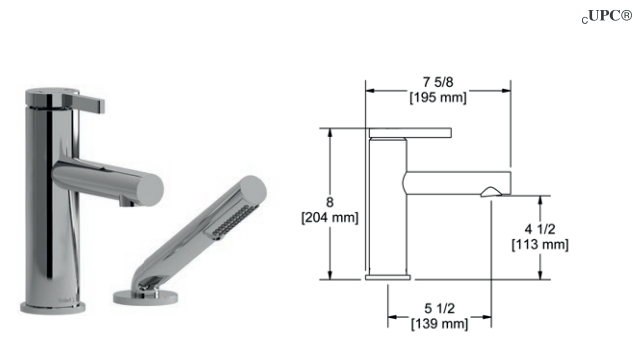
- $\frac{1}{2}$ " inlet female NPT
- Ceramic cartridge
- No drain
- 4.5 L/min, 1.2 gpm (US) 60psi



• Add -05 for flow rate 1.9 L/min, 0.5 gpm (US) 60psi

Code	Finish	Price	-05
CO11C	Chrome	\$ 541	\$ 553
CO11BK	Black	\$ 603	\$ 615

2-piece deck-mount tub filler with hand shower

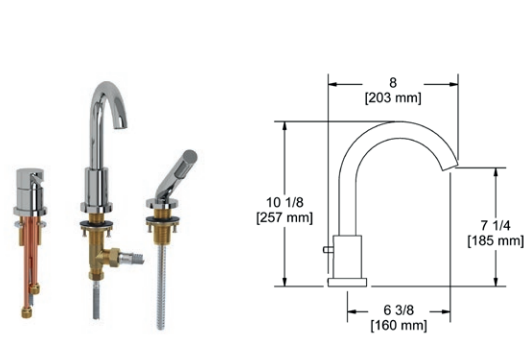


- $\frac{1}{2}$ " inlet male NPT
- 1-jet hand shower/scale-free
- Ceramic cartridge and balancing spool with check valves
- 19 L/min, 5.0 gpm (US) 60psi

Code	Finish	Price
CO02C	Chrome	\$ 703
CO02BK	Black	\$ 783

CONIK

3-piece deck-mount tub filler with hand shower



- $\frac{1}{2}$ " inlet male NPT
- 1-jet hand shower/scale-free
- Ceramic cartridge
- 33 L/min, 8.7 gpm (US) 60psi

- Add -EX for EXPANSION PEX connection
- Add -SPEX for PEX connection

ROUGH + TRIM

Code	Finish	Price
CO10C	Chrome	\$ 763
CO10BK	Black	\$ 954



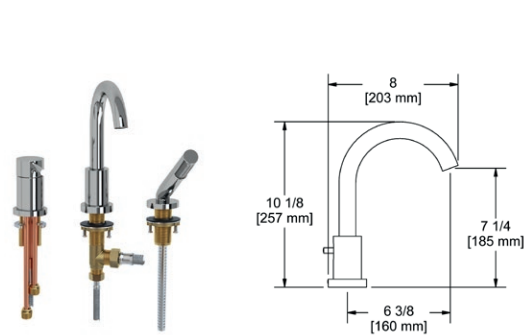
ROUGH ONLY

Code	Description	Price
PRHTB	$\frac{1}{2}$ " male NPT connections	\$ 246
PRHTB-SPEX	PEX connections	\$ 246
PRHTB-EX	EXPANSION PEX connections	\$ 246

TRIM ONLY

Code	Finish	Price
TCO10C	Chrome	\$ 517
TCO10BK	Black	\$ 708

3-piece Type P (pressure balance) deck-mount tub filler with hand shower



- $\frac{1}{2}$ " inlet male NPT
- 1-jet hand shower/scale-free
- Ceramic cartridge and balancing spool with check valves
- 23 L/min, 6.0 gpm (US) 60psi

- Add -EX for EXPANSION PEX connection
- Add -SPEX for PEX connection

ROUGH + TRIM

Code	Finish	Price
CO16C	Chrome	\$ 834
CO16BK	Black	\$ 1035



ROUGH ONLY

Code	Description	Price
PRHTB	$\frac{1}{2}$ " male NPT connections	\$ 246
PRHTB-SPEX	PEX connections	\$ 246
PRHTB-EX	EXPANSION PEX connections	\$ 246

TRIM ONLY

Code	Finish	Price
TCO16C	Chrome	\$ 588
TCO16BK	Black	\$ 789

CONIK

2-way Type T (thermostatic) coaxial floor-mount tub filler with hand shower




- $\frac{1}{2}$ " inlet male NPT
- Thermostatic coaxial cartridge with check valves
- 1-jet hand shower/scale-free
- 2 parts: rough and trim
- 2 check valves
- 23 L/min, 6.0 gpm (US) 60psi

- Add -EX for EXPANSION PEX connection
- Add -SPEX for PEX connection

ROUGH + TRIM

Code	Finish	Price
CO39C	Chrome	\$ 1607
CO39BK	Black	\$ 2009



ROUGH ONLY

Code	Description	Price
RHFS	$\frac{1}{2}$ " male NPT connections	\$ 247
RHFS-SPEX	PEX connections	\$ 247
RHFS-EX	EXPANSION PEX connections	\$ 247



TRIM ONLY

Code	Finish	Price
TCO39C	Chrome	\$ 1360
TCO39BK	Black	\$ 1762

Concrete floor, rough & trim installation box



ROUGH ONLY

Code	Description	Price
PRHBX-SPEX	PEX connections	\$ 556
PRHBX-EX	EXPANSION PEX connections	\$ 556




TRIM ONLY

Code	Finish	Price
TCO39C	Chrome	\$ 1360
TCO39BK	Black	\$ 1762

CONIK

Type P (pressure balance)

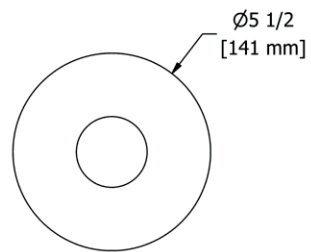


R71	\$ 154	R71-SPEX	\$ 154	R71-EX	\$ 154
<ul style="list-style-type: none"> Rough only 1/2" inlet male NPT or sweat 1/2" outlet male NPT or sweat Service valves Test cap TXX71XX trim required to complete 		<ul style="list-style-type: none"> Rough only 1/2" inlet PEX 1/2" shower outlet PEX 3/4" bath outlet PEX or 1/2" sweat Service valves TXX71XX trim required to complete Test cap 		<ul style="list-style-type: none"> Rough only 1/2" inlet EXPANSION PEX 1/2" shower outlet EXPANSION PEX 3/4" bath outlet EXPANSION PEX or 1/2" sweat Service valves TXX71XX trim required to complete Test cap 	

Type P (pressure balance) valve and trim



TRIM ONLY		Price
Code		
TCO71C		\$ 147
TCO71BK		\$ 217



- 1/2" inlet male NPT or sweat
- 1/2" outlet male NPT or sweat
- Ceramic cartridge and balancing spool with check valves
- Service valves
- Double action: flow and temperature control
- 22 L/min, 5.8 gpm (US) 60psi
- Add -EX for EXPANSION PEX connection
- Add -SPEX for PEX connection

ROUGH + TRIM		Price
Code		
C071C		\$ 301
C071BK		\$ 371

Connection examples




-SPEX

-EX

CONIK

2-way Type T/P (thermostatic/pressure balance) coaxial patented valve

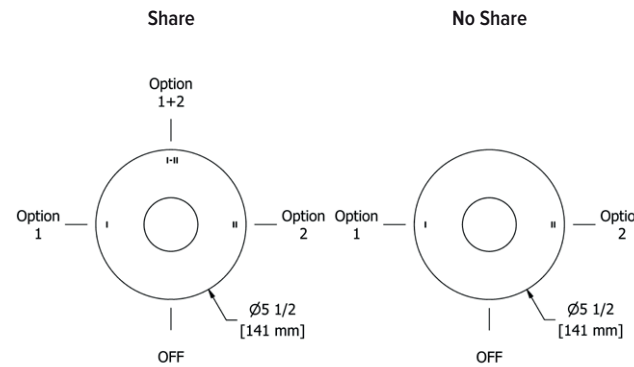


R93	\$ 197	R93-SPEX	\$ 197	R93-EX	\$ 197
<ul style="list-style-type: none"> Rough only 1/2" inlet male NPT or sweat Two 1/2" outlets male NPT or sweat Service valves Test cap TXX93XX or TXX94XX trim required to complete 		<ul style="list-style-type: none"> Rough only 1/2" inlet PEX Two 1/2" outlets PEX Service valves Test cap TXX93XX or TXX94XX trim required to complete 		<ul style="list-style-type: none"> Rough only 1/2" inlet EXPANSION PEX Two 1/2" outlets EXPANSION PEX Service valves Test cap TXX93XX or TXX94XX trim required to complete 	

2-way Type T/P (thermostatic/pressure balance) coaxial patented valve and trim



TRIM ONLY			Price
Code	No Share*		
TCO93C	TCO94C		\$ 375
TCO93BK	TCO94BK		\$ 506



- 1/2" inlet male NPT or sweat
- Two 1/2" outlets male NPT or sweat
- Thermostatic/pressure balance coaxial cartridge with check valves
- 4 positions (OFF, 1, 1 and 2, 2) share
- 3 positions (OFF, 1, 2) no share*
- Service valves
- 24 L/min, 6.3 gpm (US) 60psi
- Add -EX for EXPANSION PEX connection
- Add -SPEX for PEX connection

ROUGH + TRIM			Price
Code	No Share*		
C093C	C094C		\$ 572
C093BK	C094BK		\$ 703

Connection examples



-SPEX

-EX

3-way Type T/P (thermostatic/pressure balance) coaxial patented valve

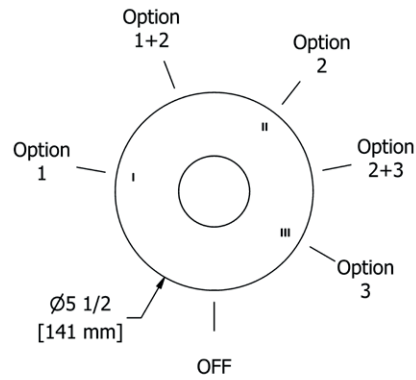


R95	\$ 270	R95-SPEX	\$ 270	R95-EX	\$ 270
<ul style="list-style-type: none"> • Rough only • ½" inlet male NPT or sweat • Three ½" outlets male NPT or sweat • Service valves • Test cap • TXX95XX trim required to complete 		<ul style="list-style-type: none"> • Rough only • ½" inlet male NPT or sweat • Three ½" outlets male NPT or sweat • Service valves • Test cap • TXX95XX trim required to complete 		<ul style="list-style-type: none"> • Rough only • ½" inlet male NPT or sweat • Three ½" outlets male NPT or sweat • Service valves • Test cap • TXX95XX trim required to complete 	

3-way Type T/P (thermostatic/pressure balance) coaxial patented valve and trim




TRIM ONLY		Price
Code		
TC095C		\$ 383
TC095BK		\$ 533



- ½" inlet male NPT or sweat
- Three ½" outlets male NPT or sweat
- Thermostatic/pressure balance coaxial cartridge with check valves
- 6 positions (OFF, 1, 1 and 2, 2, 2 and 3, 3) share
- Service valves
- 24 L/min, 6.3 gpm (US) 60psi
- Add -EX for EXPANSION PEX connection
- Add -SPEX for PEX connection

ROUGH + TRIM		Price
Code		
C095C		\$ 653
C095BK		\$ 803

Connection examples



-SPEX

-EX

C0171 Assembly



CODE	DESCRIPTION	C	BK
R71*	Type P rough without cartridge	\$ 154	\$ 154
P5002	Hand shower rail	\$ 211	\$ 291
P775	Elbow supply	\$ 41	\$ 56
TC071	Type P (pressure balance) valve trim	\$ 147	\$ 217
TOTAL		\$ 553	\$ 718

• * Add -SPEX for PEX connection and -EX for Expansion PEX connection

C0271 Assembly



CODE	DESCRIPTION	C	BK
R71*	Type P rough without cartridge	\$ 154	\$ 154
P358	Eco 3-jet shower head with arm	\$ 89	\$ 120
P871	Tub spout	\$ 84	\$ 111
TC071	Type P (pressure balance) valve trim	\$ 147	\$ 217
TOTAL		\$ 474	\$ 602

• * Add -SPEX for PEX connection and -EX for Expansion PEX connection

CONIK

C0393 Assembly



CODE	DESCRIPTION	C	BK
R93*	2-way Type T/P (thermostatic/pressure balance) valve rough	\$ 197	\$ 197
P5002	Hand shower rail	\$ 211	\$ 291
P428	23 cm (9") shower head	\$ 146	\$ 196
P503	40 cm (16") shower arm	\$ 86	\$ 116
P775	Elbow supply	\$ 41	\$ 56
TC093	2-way Type T/P (thermostatic/pressure balance) coaxial valve trim	\$ 375	\$ 506
TOTAL		\$ 1056	\$ 1362

• * Add -SPEX for PEX connection and -EX for Expansion PEX connection

C0493 Assembly



CODE	DESCRIPTION	C	BK
R93*	2-way Type T/P (thermostatic/pressure balance) valve rough	\$ 197	\$ 197
P428	23 cm (9") shower head	\$ 146	\$ 196
P503	40 cm (16") shower arm	\$ 86	\$ 116
P870	Tub spout	\$ 67	\$ 91
TC093	2-way Type T/P (thermostatic/pressure balance) coaxial valve trim	\$ 375	\$ 506
TOTAL		\$ 871	\$ 1106

• * Add -SPEX for PEX connection and -EX for Expansion PEX connection

CONIK

C0595 Assembly



CODE	DESCRIPTION	C	BK
R95*	3-way Type T/P (thermostatic/pressure balance) coaxial valve rough without cartridge	\$ 270	\$ 270
P5002	Hand shower rail	\$ 211	\$ 291
P428	23 cm (9") shower head	\$ 146	\$ 196
P503	40 cm (16") shower arm	\$ 86	\$ 116
P775	Elbow supply	\$ 41	\$ 56
P870	Tub spout	\$ 67	\$ 91
TC095	3-way Type T/P (thermostatic/pressure balance) coaxial valve trim	\$ 383	\$ 533
TOTAL		\$ 1204	\$ 1553

• * Add -SPEX for PEX connection and -EX for Expansion PEX connection

C0695 Assembly



CODE	DESCRIPTION	C	BK
R95*	3-way Type T/P (thermostatic/pressure balance) coaxial valve rough without cartridge	\$ 270	\$ 270
P5002 (x2)	Hand shower rail	\$ 422	\$ 582
P428	23 cm (9") shower head	\$ 146	\$ 196
P503	40 cm (16") shower arm	\$ 86	\$ 116
P775 (x2)	Elbow supply	\$ 82	\$ 112
TC095	3-way Type T/P (thermostatic/pressure balance) coaxial valve trim	\$ 383	\$ 533
TOTAL		\$ 1389	\$ 1809

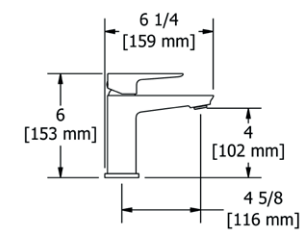
• * Add -SPEX for PEX connection and -EX for Expansion PEX connection

DEE-J



DEE-J

Single hole lavatory faucet



cUPC®

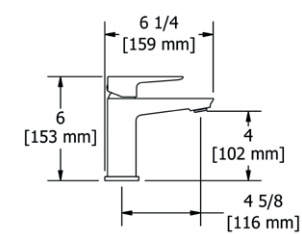


- 3/8" speedway compression
- Ceramic cartridge
- Push drain
- 4.5 L/min, 1.2 gpm (US) 60psi

- Add -05 for flow rate 1.9 L/min, 0.5 gpm (US) 60psi

Code	Finish	Price	-05
DJ01C	Chrome	\$ 327	\$ 339

Single hole lavatory faucet without drain



cUPC®

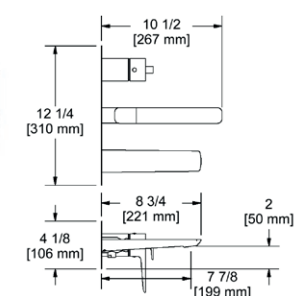


- 3/8" speedway compression
- Ceramic cartridge
- No drain
- 4.5 L/min, 1.2 gpm (US) 60psi

- Add -05 for flow rate 1.9 L/min, 0.5 gpm (US) 60psi

Code	Finish	Price	-05
DJ00C	Chrome	\$ 301	\$ 313

Wall-mount Type T/P (thermo/pressure balance) coaxial tub filler with hand shower



cUPC®

- 1/2" inlet female NPT
- Thermostatic/pressure balance coaxial cartridge with check valves
- 1-jet hand shower/scale-free
- 2-way *no share*
- Service valves
- 20.5 L/min, 5.4 gpm (US) 60psi

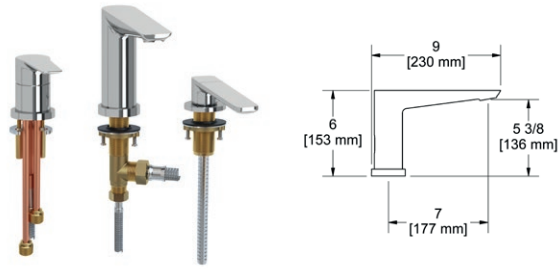
Code	Finish	Price
DJ21C	Chrome	\$ 1607

DEE-J

3-piece deck-mount tub filler with hand shower



- 1/2" inlet male NPT
- 1-jet hand shower/scale-free
- Ceramic cartridge
- 33 L/min, 8.7 gpm (US) 60psi



- Add -EX for EXPANSION PEX connection
- Add -SPEX for PEX connection

ROUGH + TRIM

Code	Finish	Price
DJ10C	Chrome	\$ 834

ROUGH ONLY

Code	Description	Price
PRHTB	1/2" male NPT connections	\$ 246
PRHTB-SPEX	PEX connections	\$ 246
PRHTB-EX	EXPANSION PEX connections	\$ 246

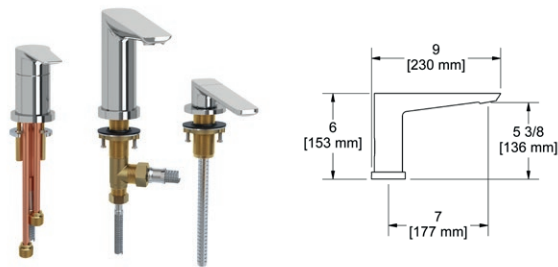
TRIM ONLY

Code	Finish	Price
TDJ10C	Chrome	\$ 588

3-piece Type P (pressure balance) deck-mount tub filler with hand shower



- 1/2" inlet male NPT
- 1-jet hand shower/scale-free
- Ceramic cartridge and balancing spool with check valves
- 23 L/min, 6.0 gpm (US) 60psi



- Add -EX for EXPANSION PEX connection
- Add -SPEX for PEX connection

ROUGH + TRIM

Code	Finish	Price
DJ16C	Chrome	\$ 983

ROUGH ONLY


Code	Description	Price
PRHTB	1/2" male NPT connections	\$ 246
PRHTB-SPEX	PEX connections	\$ 246
PRHTB-EX	EXPANSION PEX connections	\$ 246

TRIM ONLY

Code	Finish	Price
TDJ16C	Chrome	\$ 737

DEE-J

Type P (pressure balance)



R71	\$ 154	R71-SPEX	\$ 154	R71-EX	\$ 154
-----	--------	----------	--------	--------	--------

- Rough only
- 1/2" inlet male NPT or sweat
- 1/2" outlet male NPT or sweat
- Service valves
- Test cap
- TXX71XX trim required to complete

- Rough only
- 1/2" inlet PEX
- 1/2" shower outlet PEX
- 3/4" bath outlet PEX or 1/2" sweat
- Service valves
- TXX71XX trim required to complete
- Test cap

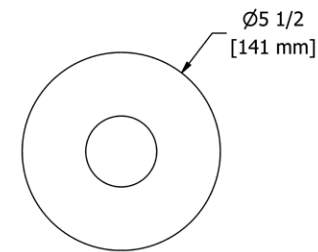
- Rough only
- 1/2" inlet EXPANSION PEX
- 1/2" shower outlet EXPANSION PEX
- 3/4" bath outlet EXPANSION PEX or 1/2" sweat
- Service valves
- TXX71XX trim required to complete
- Test cap

Type P (pressure balance) valve and trim



TRIM ONLY

Code	Price
TDJ71C	\$ 177



- 1/2" inlet male NPT or sweat
- 1/2" outlet male NPT or sweat
- Ceramic cartridge and balancing spool with check valves
- Service valves
- Double action: flow and temperature control
- 22 L/min, 5.8 gpm (US) 60psi

- Add -EX for EXPANSION PEX connection
- Add -SPEX for PEX connection

ROUGH + TRIM


Code	Price
DJ71C	\$ 331

Connection examples



DEE-J

2-way Type T/P (thermostatic/pressure balance) coaxial patented valve



R93	\$ 197	R93-SPEX	\$ 197	R93-EX	\$ 197
<ul style="list-style-type: none"> Rough only 1/2" inlet male NPT or sweat Two 1/2" outlets male NPT or sweat Service valves Test cap TXX93XX or TXX94XX trim required to complete 		<ul style="list-style-type: none"> Rough only 1/2" inlet PEX Two 1/2" outlets PEX Service valves Test cap TXX93XX or TXX94XX trim required to complete 		<ul style="list-style-type: none"> Rough only 1/2" inlet EXPANSION PEX Two 1/2" outlets EXPANSION PEX Service valves Test cap TXX93XX or TXX94XX trim required to complete 	

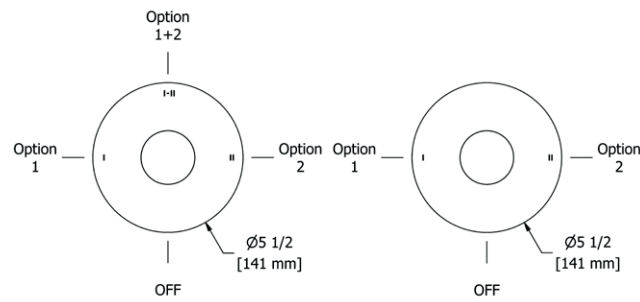
2-way Type T/P (thermostatic/pressure balance) coaxial patented valve and trim



TRIM ONLY		
Code	No Share*	Price
TDJ93C	TDJ94C	\$ 395

Share

No Share



- 1/2" inlet male NPT or sweat
- Two 1/2" outlets male NPT or sweat
- Thermostatic/pressure balance coaxial cartridge with check valves
- 4 positions (OFF, 1, 1 and 2, 2) share
- 3 positions (OFF, 1, 2) *no share**
- Service valves
- 24 L/min, 6.3 gpm (US) 60psi
- Add -EX for EXPANSION PEX connection
- Add -SPEX for PEX connection

ROUGH + TRIM

Code	No Share*	Price
DJ93C	DJ94C	\$ 592

Connection examples




-SPEX

-EX

DEE-J

3-way Type T/P (thermostatic/pressure balance) coaxial patented valve

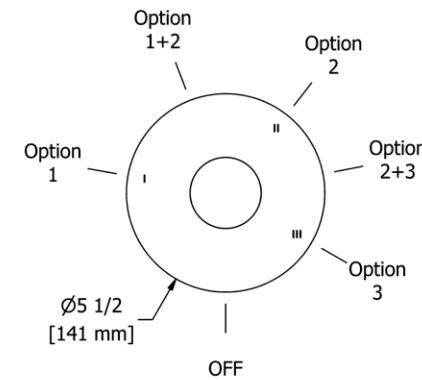


R95	\$ 270	R95-SPEX	\$ 270	R95-EX	\$ 270
<ul style="list-style-type: none"> Rough only 1/2" inlet male NPT or sweat Three 1/2" outlets male NPT or sweat Service valves Test cap TXX95XX trim required to complete 		<ul style="list-style-type: none"> Rough only 1/2" inlet male NPT or sweat Three 1/2" outlets male NPT or sweat Service valves Test cap TXX95XX trim required to complete 		<ul style="list-style-type: none"> Rough only 1/2" inlet male NPT or sweat Three 1/2" outlets male NPT or sweat Service valves Test cap TXX95XX trim required to complete 	

3-way Type T/P (thermostatic/pressure balance) coaxial patented valve and trim



TRIM ONLY		
Code	No Share*	Price
TDJ95C		\$ 393




- 1/2" inlet male NPT or sweat
- Three 1/2" outlets male NPT or sweat
- Thermostatic coaxial cartridge with check valves
- Service valves
- 6 positions (OFF, 1, 1 and 2, 2, 2 and 3, 3) share
- 24 L/min, 6.3 gpm (US) 60psi
- Add -EX for EXPANSION PEX connection
- Add -SPEX for PEX connection

ROUGH + TRIM

Code	No Share*	Price
DJ95C		\$ 663

Connection examples



-SPEX

-EX

DEE-J

DJ171 Assembly



CODE	DESCRIPTION	C
R71*	Type P rough without cartridge	\$ 154
P6060	Hand shower rail	\$ 237
P775	Elbow supply	\$ 41
TDJ71	Type P (pressure balance) valve trim	\$ 177
TOTAL		\$ 609

• * Add -SPEX for PEX connection and -EX for Expansion PEX connection

DJ271 Assembly



CODE	DESCRIPTION	C
R71*	Type P rough without cartridge	\$ 154
P358	Eco 3-jet shower head with arm	\$ 89
P871	Tub spout	\$ 84
TDJ71	Type P (pressure balance) valve trim	\$ 177
TOTAL		\$ 504

• * Add -SPEX for PEX connection and -EX for Expansion PEX connection



DEE-J

DJ393 Assembly



CODE	DESCRIPTION	C
R93*	2-way Type T/P (thermostatic/pressure balance) valve rough	\$ 197
P6060	Hand shower rail	\$ 237
P430	25 cm (10") shower head	\$ 176
P503	40 cm (16") shower arm	\$ 86
P775	Elbow supply	\$ 41
TDJ93	2-way Type T/P (thermostatic/pressure balance) coaxial valve trim	\$ 395
TOTAL		\$ 1132

• * Add -SPEX for PEX connection and -EX for Expansion PEX connection

DJ493 Assembly



CODE	DESCRIPTION	C
R93*	2-way Type T/P (thermostatic/pressure balance) valve rough	\$ 197
P430	25 cm (10") shower head	\$ 176
P503	40 cm (16") shower arm	\$ 86
P870	Tub spout	\$ 67
TDJ93	2-way Type T/P (thermostatic/pressure balance) coaxial valve trim	\$ 395
TOTAL		\$ 921

• * Add -SPEX for PEX connection and -EX for Expansion PEX connection



DJ595 Assembly



CODE	DESCRIPTION	C
R95*	3-way Type T/P (thermostatic/pressure balance) coaxial valve rough without cartridge	\$ 270
P6060	Hand shower rail	\$ 237
P430	25 cm (10") shower head	\$ 176
P503	40 cm (16") shower arm	\$ 86
P775	Elbow supply	\$ 41
P870	Tub spout	\$ 67
TDJ95	3-way Type T/P (thermostatic/pressure balance) coaxial valve trim	\$ 393
TOTAL		\$ 1270

• * Add -SPEX for PEX connection and -EX for Expansion PEX connection

DJ695 Assembly



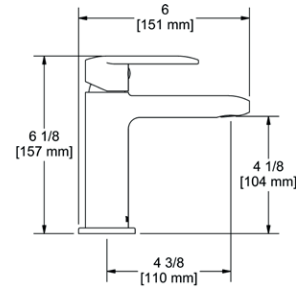
CODE	DESCRIPTION	C
R95*	3-way Type T/P (thermostatic/pressure balance) coaxial valve rough without cartridge	\$ 270
P6060 (x2)	Hand shower rail	\$ 474
P430	25 cm (10") shower head	\$ 176
P503	40 cm (16") shower arm	\$ 86
P775 (x2)	Elbow supply	\$ 82
TDJ95	3-way Type T/P (thermostatic/pressure balance) coaxial valve trim	\$ 393
TOTAL		\$ 1481

• * Add -SPEX for PEX connection and -EX for Expansion PEX connection

EVER



Single hole lavatory faucet

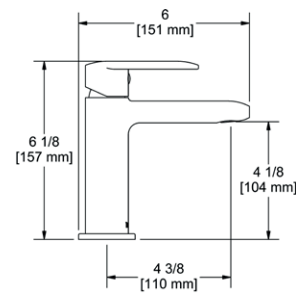


- 3/8" speedway compression
- Ceramic cartridge
- Push drain
- 4.5 L/min, 1.2 gpm (US) 60psi

• Add -05 for flow rate 1.9 L/min, 0.5 gpm (US) 60psi

Code	Finish	Price	-05
EV01C	Chrome	\$ 301	\$ 312
EV01BK	Black	\$ 371	\$ 384

Single hole lavatory faucet without drain

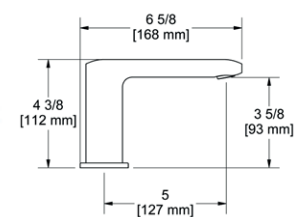


- 3/8" speedway compression
- Ceramic cartridge
- No drain
- 4.5 L/min, 1.2 gpm (US) 60psi

• Add -05 for flow rate 1.9 L/min, 0.5 gpm (US) 60psi

Code	Finish	Price	-05
EV00C	Chrome	\$ 271	\$ 282
EV00BK	Black	\$ 351	\$ 362

8" lavatory faucet

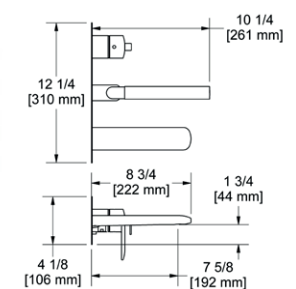


- 3/8" speedway compression
- Ceramic cartridge
- Push drain
- 4.5 L/min, 1.2 gpm (US) 60psi

• Add -05 for flow rate 1.9 L/min, 0.5 gpm (US) 60psi

Code	Finish	Price	-05
EV08C	Chrome	\$ 588	\$ 603
EV08BK	Black	\$ 663	\$ 675

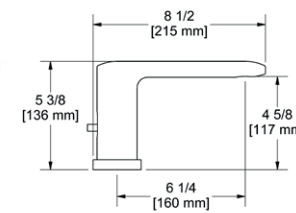
Wall-mount Type T/P (thermo/pressure balance) coaxial tub filler with hand shower



- 1/2" inlet female NPT
- Thermostatic/pressure balance coaxial cartridge with check valves
- 1-jet hand shower/scale-free
- 2-way no share
- Service valves
- 20.5 L/min, 5.4 gpm (US) 60psi

Code	Finish	Price
EV21C	Chrome	\$ 1336
EV21BK	Black	\$ 1634

3-piece deck-mount tub filler with hand shower



- 1/2" inlet male NPT
- 1-jet hand shower/scale-free
- Ceramic cartridge
- 33 L/min, 8.7 gpm (US) 60psi

- Add -EX for EXPANSION PEX connection
- Add -SPEX for PEX connection

ROUGH + TRIM

Code	Finish	Price
EV10C	Chrome	\$ 803
EV10BK	Black	\$ 1045



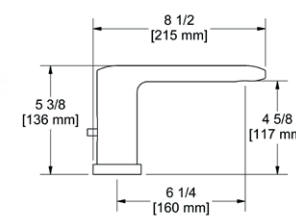
ROUGH ONLY

Code	Description	Price
PRHTB	1/2" male NPT connections	\$ 246
PRHTB-SPEX	PEX connections	\$ 246
PRHTB-EX	EXPANSION PEX connections	\$ 246

TRIM ONLY

Code	Finish	Price
TEV10C	Chrome	\$ 557
TEV10BK	Black	\$ 799

3-piece Type P (pressure balance) deck-mount tub filler with hand shower



- 1/2" inlet male NPT
- 1-jet hand shower/scale-free
- Ceramic cartridge and balancing spool with check valves
- 23 L/min, 6.0 gpm (US) 60psi

- Add -EX for EXPANSION PEX connection
- Add -SPEX for PEX connection

ROUGH + TRIM

Code	Finish	Price
EV16C	Chrome	\$ 934
EV16BK	Black	\$ 1145



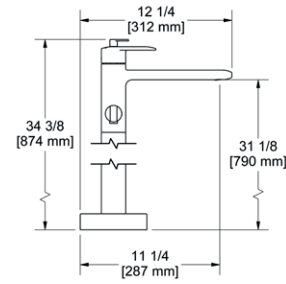
ROUGH ONLY

Code	Description	Price
PRHTB	1/2" male NPT connections	\$ 246
PRHTB-SPEX	PEX connections	\$ 246
PRHTB-EX	EXPANSION PEX connections	\$ 246

TRIM ONLY

Code	Finish	Price
TEV16C	Chrome	\$ 688
TEV16BK	Black	\$ 899

2-way Type T (thermostatic) coaxial floor-mount tub filler with hand shower



- 1/2" inlet male NPT
- Thermostatic coaxial cartridge with check valves
- 1-jet hand shower/scale-free
- 2 parts: rough and trim
- 2 check valves
- 23 L/min, 6.0 gpm (US) 60psi

- Add -EX for EXPANSION PEX connection
- Add -SPEX for PEX connection

ROUGH + TRIM

Code	Finish	Price
EV39C	Chrome	\$ 1658
EV39BK	Black	\$ 2140

ROUGH ONLY

Code	Description	Price
RHFS	1/2" male NPT connections	\$ 247
RHFS-SPEX	PEX connections	\$ 247
RHFS-EX	EXPANSION PEX connections	\$ 247

TRIM ONLY

Code	Finish	Price
TEV39C	Chrome	\$ 1411
TEV39BK	Black	\$ 1893

Concrete floor, rough & trim installation box



ROUGH ONLY

Code	Description	Price
PRHBX-SPEX	PEX connections	\$ 556
PRHBX-EX	EXPANSION PEX connections	\$ 556

TRIM ONLY

Code	Finish	Price
TEV39C	Chrome	\$ 1411
TEV39BK	Black	\$ 1893

Type P (pressure balance)



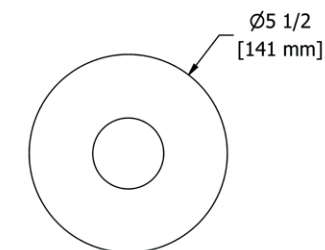
R71	\$ 154	R71-SPEX	\$ 154	R71-EX	\$ 154
<ul style="list-style-type: none"> • Rough only • 1/2" inlet male NPT or sweat • 1/2" outlet male NPT or sweat • Service valves • Test cap • TXX71XX trim required to complete 		<ul style="list-style-type: none"> • Rough only • 1/2" inlet PEX • 1/2" shower outlet PEX • 3/4" bath outlet PEX or 1/2" sweat • Service valves • TXX71XX trim required to complete • Test cap 		<ul style="list-style-type: none"> • Rough only • 1/2" inlet EXPANSION PEX • 1/2" shower outlet EXPANSION PEX • 3/4" bath outlet EXPANSION PEX or 1/2" sweat • Service valves • TXX71XX trim required to complete • Test cap 	

Type P (pressure balance) valve and trim



TRIM ONLY

Code	Price
TEV71C	\$ 167
TEV71BK	\$ 237



- 1/2" inlet male NPT or sweat
- 1/2" outlet male NPT or sweat
- Ceramic cartridge and balancing spool with check valves
- Service valves
- Double action: flow and temperature control
- 22 L/min, 5.8 gpm (US) 60psi
- Add -EX for EXPANSION PEX connection
- Add -SPEX for PEX connection


ROUGH + TRIM

Code	Price
EV71C	\$ 321
EV71BK	\$ 391

Connection examples



2-way Type T/P (thermostatic/pressure balance) coaxial patented valve



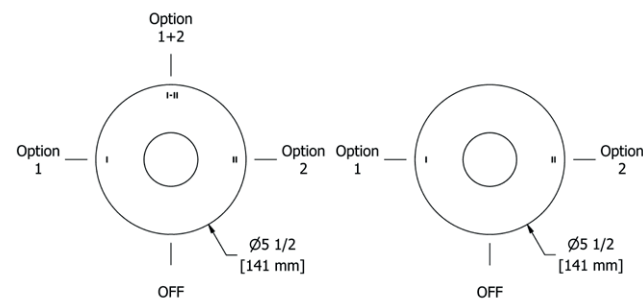
R93	\$ 197	R93-SPEX	\$ 197	R93-EX	\$ 197
<ul style="list-style-type: none"> Rough only 1/2" inlet male NPT or sweat Two 1/2" outlets male NPT or sweat Service valves Test cap TXX93XX or TXX94XX trim required to complete 		<ul style="list-style-type: none"> Rough only 1/2" inlet PEX Two 1/2" outlets PEX Service valves Test cap TXX93XX or TXX94XX trim required to complete 		<ul style="list-style-type: none"> Rough only 1/2" inlet EXPANSION PEX Two 1/2" outlets EXPANSION PEX Service valves Test cap TXX93XX or TXX94XX trim required to complete 	

2-way Type T/P (thermostatic/pressure balance) coaxial patented valve and trim



TRIM ONLY			
Code	No Share*		Price
TEV93C	TEV94C		\$ 385
TEV93BK	TEV94BK		\$ 486

Share No Share



- 1/2" inlet male NPT or sweat
- Two 1/2" outlets male NPT or sweat
- Thermostatic/pressure balance coaxial cartridge with check valves
- 4 positions (OFF, 1, 1 and 2, 2) share
- 3 positions (OFF, 1, 2) *no share**
- Service valves
- 24 L/min, 6.3 gpm (US) 60psi
- Add -EX for EXPANSION PEX connection
- Add -SPEX for PEX connection

ROUGH + TRIM			
Code	No Share*		Price
EV93C	EV94C		\$ 582
EV93BK	EV94BK		\$ 683


Connection examples



-SPEX

-EX

3-way Type T/P (thermostatic/pressure balance) coaxial patented valve

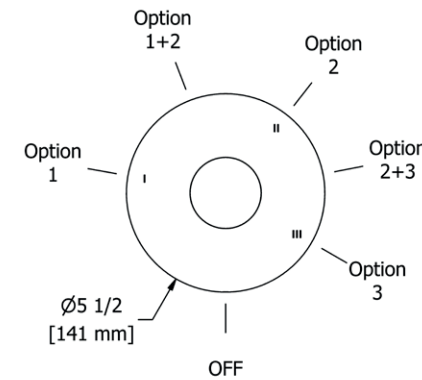


R95	\$ 270	R95-SPEX	\$ 270	R95-EX	\$ 270
<ul style="list-style-type: none"> Rough only 1/2" inlet male NPT or sweat Three 1/2" outlets male NPT or sweat Service valves Test cap TXX95XX trim required to complete 		<ul style="list-style-type: none"> Rough only 1/2" inlet male NPT or sweat Three 1/2" outlets male NPT or sweat Service valves Test cap TXX95XX trim required to complete 		<ul style="list-style-type: none"> Rough only 1/2" inlet male NPT or sweat Three 1/2" outlets male NPT or sweat Service valves Test cap TXX95XX trim required to complete 	

3-way Type T/P (thermostatic/pressure balance) coaxial patented valve and trim




TRIM ONLY			
Code			Price
TEV95C			\$ 383
TEV95BK			\$ 533



- 1/2" inlet male NPT or sweat
- Three 1/2" outlets male NPT or sweat
- Thermostatic/pressure balance coaxial cartridge with check valves
- 6 positions (OFF, 1, 1 and 2, 2, 2 and 3, 3) share
- Service valves
- 24 L/min, 6.3 gpm (US) 60psi
- Add -EX for EXPANSION PEX connection
- Add -SPEX for PEX connection

ROUGH + TRIM			
Code			Price
EV95C			\$ 653
EV95BK			\$ 803

Connection examples



-SPEX

-EX

EVER

EV171 Assembly



CODE	DESCRIPTION	C	BK
R71*	Type P rough without cartridge	\$ 154	\$ 154
P3030	Hand Shower rail	\$ 241	\$ 301
P775	Elbow supply	\$ 41	\$ 56
TEV71	Type P (pressure balance) valve trim	\$ 167	\$ 237
TOTAL		\$ 603	\$ 748

• * Add -SPEX for PEX connection and -EX for Expansion PEX connection

EV271 Assembly



CODE	DESCRIPTION	C	BK
R71*	Type P rough without cartridge	\$ 154	\$ 154
P358	Eco 3-jet shower head with arm	\$ 89	\$ 120
P871	Tub spout	\$ 84	\$ 111
TEV71	Type P (pressure balance) valve trim	\$ 167	\$ 237
TOTAL		\$ 494	\$ 622

• * Add -SPEX for PEX connection and -EX for Expansion PEX connection



EVER

EV393 Assembly



CODE	DESCRIPTION	C	BK
R93*	2-way Type T/P (thermostatic/pressure balance) valve rough	\$ 197	\$ 197
P3030	Hand Shower rail	\$ 241	\$ 301
P428	23 cm (9") shower head	\$ 146	\$ 196
P503	40 cm (16") shower arm	\$ 86	\$ 116
P775	Elbow supply	\$ 41	\$ 56
TEV93	2-way Type T/P (thermostatic/pressure balance) coaxial valve trim	\$ 385	\$ 486
TOTAL		\$ 1096	\$ 1352

• * Add -SPEX for PEX connection and -EX for Expansion PEX connection

EV493 Assembly



CODE	DESCRIPTION	C	BK
R93*	2-way Type T/P (thermostatic/pressure balance) valve rough	\$ 197	\$ 197
P428	23 cm (9") shower head	\$ 146	\$ 196
P503	40 cm (16") shower arm	\$ 86	\$ 116
P870	Tub spout	\$ 67	\$ 91
TEV93	2-way Type T/P (thermostatic/pressure balance) coaxial valve trim	\$ 385	\$ 486
TOTAL		\$ 881	\$ 1086

• * Add -SPEX for PEX connection and -EX for Expansion PEX connection



EVER

EV595 Assembly



CODE	DESCRIPTION	C	BK
R95*	3-way Type T/P (thermostatic/pressure balance) coaxial valve rough without cartridge	\$ 270	\$ 270
P3030	Hand Shower rail	\$ 241	\$ 301
P428	23 cm (9") shower head	\$ 146	\$ 196
P503	40 cm (16") shower arm	\$ 86	\$ 116
P775	Elbow supply	\$ 41	\$ 56
P870	Tub spout	\$ 67	\$ 91
TEV95	3-way Type T/P (thermostatic/pressure balance) coaxial valve trim	\$ 383	\$ 533
TOTAL		\$ 1234	\$ 1563

• * Add -SPEX for PEX connection and -EX for Expansion PEX connection

EV695 Assembly



CODE	DESCRIPTION	C	BK
R95*	3-way Type T/P (thermostatic/pressure balance) coaxial valve rough without cartridge	\$ 270	\$ 270
P3030 (x2)	Hand Shower rail	\$ 482	\$ 602
P428	23 cm (9") shower head	\$ 146	\$ 196
P503	40 cm (16") shower arm	\$ 86	\$ 116
P775 (x2)	Elbow supply	\$ 82	\$ 112
TEV95	3-way Type T/P (thermostatic/pressure balance) coaxial valve trim	\$ 383	\$ 533
TOTAL		\$ 1449	\$ 1829

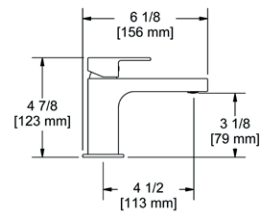
• * Add -SPEX for PEX connection and -EX for Expansion PEX connection

QUADRIK



QUADRIK

Single hole lavatory faucet

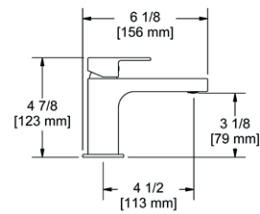


- 3/8" speedway compression
- Ceramic cartridge
- Push drain
- 4.5 L/min, 1.2 gpm (US) 60psi

- Add -05 for flow rate 1.9 L/min, 0.5 gpm (US) 60psi

Code	Finish	Price	-05
QAS01C	Chrome	\$ 289	\$ 304
QAS01BK	Black	\$ 367	\$ 384

Single hole lavatory faucet without drain

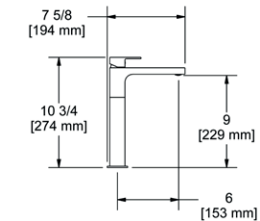


- 3/8" speedway compression
- Ceramic cartridge
- No drain
- 4.5 L/min, 1.2 gpm (US) 60psi

- Add -05 for flow rate 1.9 L/min, 0.5 gpm (US) 60psi

Code	Finish	Price	-05
QAS00C	Chrome	\$ 270	\$ 285
QAS00BK	Black	\$ 342	\$ 359

Single hole lavatory faucet

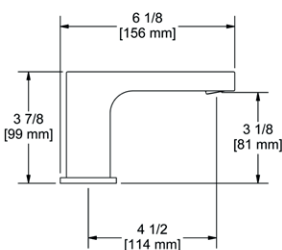


- 3/8" speedway compression
- Ceramic cartridge
- No drain
- 4.5 L/min, 1.2 gpm (US) 60psi

- Add -05 for flow rate 1.9 L/min, 0.5 gpm (US) 60psi

Code	Finish	Price	-05
QAL01C	Chrome	\$ 486	\$ 498
QAL01BK	Black	\$ 548	\$ 560

8" lavatory faucet



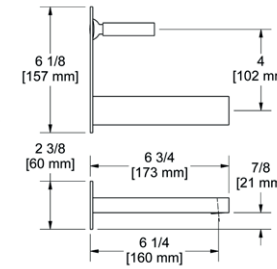
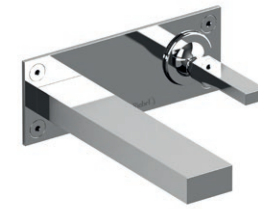
- 3/8" speedway compression
- Ceramic cartridge
- Push drain
- 4.5 L/min, 1.2 gpm (US) 60psi

- Add -05 for flow rate 1.9 L/min, 0.5 gpm (US) 60psi

Code	Finish	Price	-05
QA08C	Chrome	\$ 641	\$ 653
QA08BK	Black	\$ 740	\$ 752

QUADRIK

Wall-mount lavatory faucet

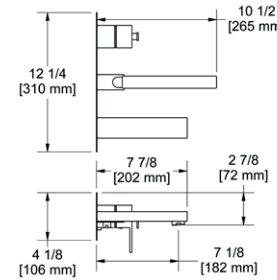



- 1/2" inlet female NPT
- Ceramic cartridge
- No drain
- 4.5 L/min, 1.2 gpm (US) 60psi

- Add -05 for flow rate 1.9 L/min, 0.5 gpm (US) 60psi

Code	Finish	Price	-05
QA11C	Chrome	\$ 663	\$ 675
QA11BK	Black	\$ 824	\$ 836

Wall-mount Type T/P (thermo/pressure balance) coaxial tub filler with hand shower



- 1/2" inlet female NPT
- Thermostatic/pressure balance coaxial cartridge with check valves
- 1-jet hand shower/scale-free
- 2-way *no share*
- Service valves
- 20.5 L/min, 5.4 gpm (US) 60psi

Code	Finish	Price
QA21C	Chrome	\$ 1398
QA21BK	Black	\$ 1748

2-piece deck-mount tub filler with hand shower

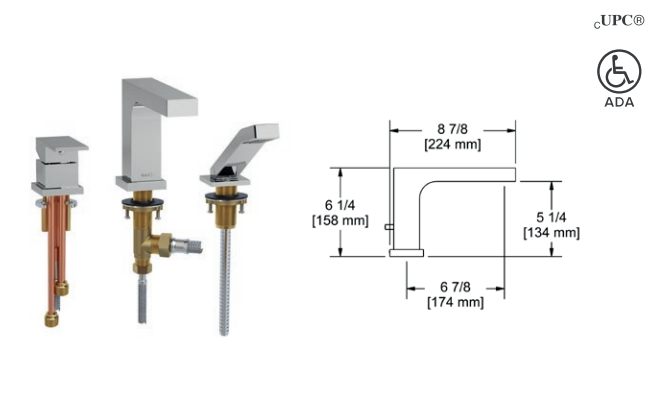


- 1/2" inlet male NPT
- 2 ceramic cartridges
- 1-jet hand shower/scale-free
- No diverter
- 2 check valves
- 37 L/min, 9.8 gpm (US) 60psi

Code	Finish	Price
QA02C	Chrome	\$ 738

QUADRIK

3-piece deck-mount tub filler with hand shower



- $\frac{1}{2}$ " inlet male NPT
- 1-jet hand shower/scale-free
- Ceramic cartridge
- 33 L/min, 8.7 gpm (US) 60psi

- Add -EX for EXPANSION PEX connection
- Add -SPEX for PEX connection

ROUGH + TRIM

Code	Finish	Price
QA10C	Chrome	\$ 844
QA10BK	Black	\$ 1062



- $\frac{1}{2}$ " inlet male NPT
- 1-jet hand shower/scale-free
- Ceramic cartridge and balancing spool with check valves
- 23 L/min, 6.0 gpm (US) 60psi

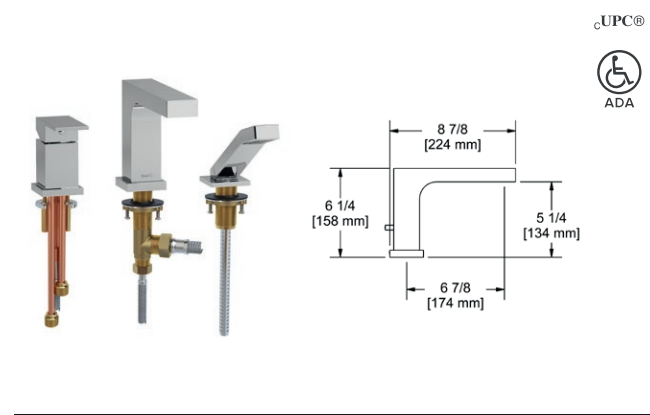
ROUGH ONLY

Code	Description	Price
PRHTB	$\frac{1}{2}$ " male NPT connections	\$ 246
PRHTB-SPEX	PEX connections	\$ 246
PRHTB-EX	EXPANSION PEX connections	\$ 246

TRIM ONLY

Code	Finish	Price
TQA10C	Chrome	\$ 598
TQA10BK	Black	\$ 816

3-piece Type P (pressure balance) deck-mount tub filler with hand shower



- $\frac{1}{2}$ " inlet male NPT
- 1-jet hand shower/scale-free
- Ceramic cartridge and balancing spool with check valves
- 23 L/min, 6.0 gpm (US) 60psi

- Add -EX for EXPANSION PEX connection
- Add -SPEX for PEX connection

ROUGH + TRIM

Code	Finish	Price
QA16C	Chrome	\$ 963
QA16BK	Black	\$ 1177



- $\frac{1}{2}$ " inlet male NPT
- 1-jet hand shower/scale-free
- Ceramic cartridge and balancing spool with check valves
- 23 L/min, 6.0 gpm (US) 60psi

ROUGH ONLY

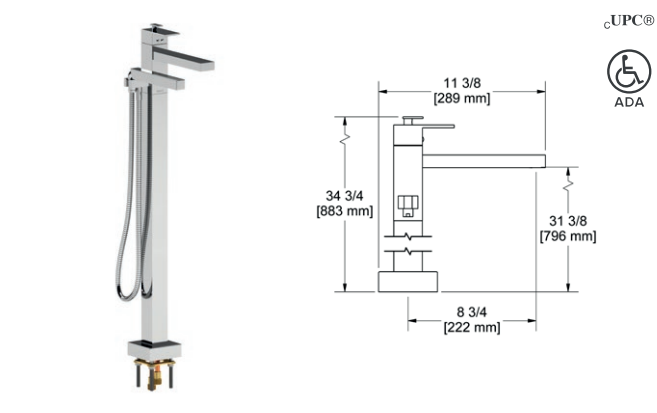
Code	Description	Price
PRHTB	$\frac{1}{2}$ " male NPT connections	\$ 246
PRHTB-SPEX	PEX connections	\$ 246
PRHTB-EX	EXPANSION PEX connections	\$ 246

TRIM ONLY

Code	Finish	Price
TQA16C	Chrome	\$ 717
TQA16BK	Black	\$ 931

QUADRIK

2-way Type T (thermostatic) coaxial floor-mount tub filler with hand shower



- $\frac{1}{2}$ " inlet male NPT
- Thermostatic coaxial cartridge with check valves
- 1-jet hand shower/scale-free
- 2 parts: rough and trim
- 2 check valves
- 23 L/min, 6.0 gpm (US) 60psi

- Add -EX for EXPANSION PEX connection
- Add -SPEX for PEX connection

ROUGH + TRIM

Code	Finish	Price
QA39C	Chrome	\$ 1834
QA39BK	Black	\$ 2268



- $\frac{1}{2}$ " inlet male NPT
- Thermostatic coaxial cartridge with check valves
- 1-jet hand shower/scale-free
- 2 parts: rough and trim
- 2 check valves
- 23 L/min, 6.0 gpm (US) 60psi

ROUGH ONLY

Code	Description	Price
RHFS	$\frac{1}{2}$ " male NPT connections	\$ 247
RHFS-SPEX	PEX connections	\$ 247
RHFS-EX	EXPANSION PEX connections	\$ 247

TRIM ONLY

Code	Finish	Price
TQA39C	Chrome	\$ 1587
TQA39BK	Black	\$ 2021

Concrete floor, rough & trim installation box



- $\frac{3}{8}$ " speedway compression
- Ceramic cartridge
- Pop-up drain

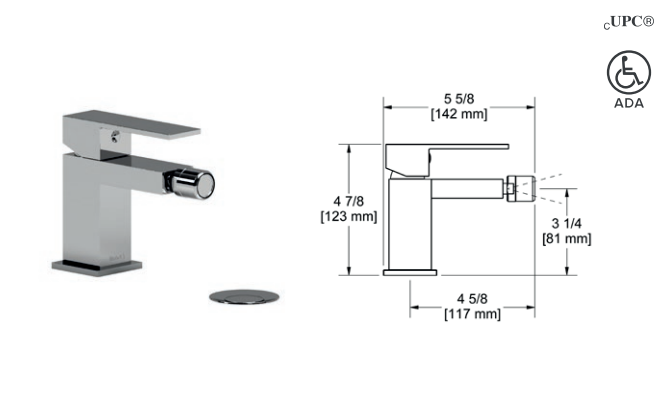
ROUGH ONLY

Code	Description	Price
PRHBX-SPEX	PEX connections	\$ 556
PRHBX-EX	EXPANSION PEX connections	\$ 556

TRIM ONLY

Code	Finish	Price
TQA39C	Chrome	\$ 1587
TQA39BK	Black	\$ 2021

Single hole bidet faucet




- $\frac{3}{8}$ " speedway compression
- Ceramic cartridge
- Pop-up drain

Code	Finish	Price
QA13C	Chrome	\$ 471


QUADRIK

Type P (pressure balance)

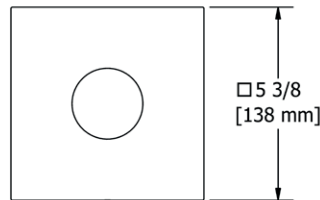


R71	\$ 154	R71-SPEX	\$ 154	R71-EX	\$ 154
<ul style="list-style-type: none"> Rough only 1/2" inlet male NPT or sweat 1/2" outlet male NPT or sweat Service valves Test cap TXX71XX trim required to complete 		<ul style="list-style-type: none"> Rough only 1/2" inlet PEX 1/2" shower outlet PEX 3/4" bath outlet PEX or 1/2" sweat Service valves TXX71XX trim required to complete Test cap 		<ul style="list-style-type: none"> Rough only 1/2" inlet EXPANSION PEX 1/2" shower outlet EXPANSION PEX 3/4" bath outlet EXPANSION PEX or 1/2" sweat Service valves TXX71XX trim required to complete Test cap 	

Type P (pressure balance) valve and trim



TRIM ONLY		Price
Code		
TQA71C		\$ 162
TQA71BK		\$ 241



- 1/2" inlet male NPT or sweat
- 1/2" outlet male NPT or sweat
- Ceramic cartridge and balancing spool with check valves
- Service valves
- Double action: flow and temperature control
- 22 L/min, 5.8 gpm (US) 60psi
- Add -EX for EXPANSION PEX connection
- Add -SPEX for PEX connection

ROUGH + TRIM		Price
Code		
QA71C		\$ 316
QA71BK		\$ 395

Connection examples



-SPEX

-EX


QUADRIK

2-way Type T/P (thermostatic/pressure balance) coaxial patented valve

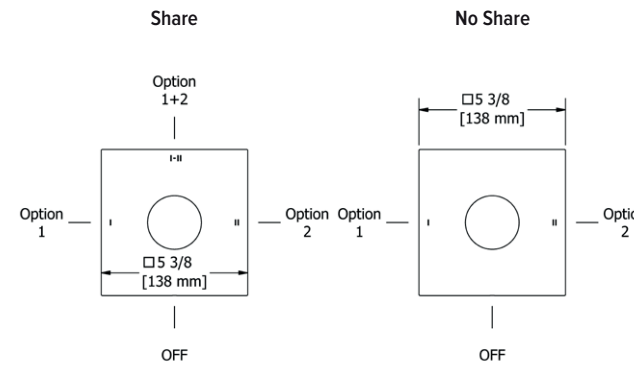


R93	\$ 197	R93-SPEX	\$ 197	R93-EX	\$ 197
<ul style="list-style-type: none"> Rough only 1/2" inlet male NPT or sweat Two 1/2" outlets male NPT or sweat Service valves Test cap TXX93XX or TXX94XX trim required to complete 		<ul style="list-style-type: none"> Rough only 1/2" inlet PEX Two 1/2" outlets PEX Service valves Test cap TXX93XX or TXX94XX trim required to complete 		<ul style="list-style-type: none"> Rough only 1/2" inlet EXPANSION PEX Two 1/2" outlets EXPANSION PEX Service valves Test cap TXX93XX or TXX94XX trim required to complete 	

2-way Type T/P (thermostatic/pressure balance) coaxial patented valve and trim



TRIM ONLY			Price
Code	No Share*		
TQA93C	TQA94C		\$ 370
TQA93BK	TQA94BK		\$ 498



- 1/2" inlet male NPT or sweat
- Two 1/2" outlets male NPT or sweat
- Thermostatic/pressure balance coaxial cartridge with check valves
- 4 positions (OFF, 1, 1 and 2, 2) share
- 3 positions (OFF, 1, 2) no share*
- Service valves
- 24 L/min, 6.3 gpm (US) 60psi
- Add -EX for EXPANSION PEX connection
- Add -SPEX for PEX connection

ROUGH + TRIM			Price
Code	No Share*		
QA93C	QA94C		\$ 567
QA93BK	QA94BK		\$ 695

Connection examples



-SPEX

-EX

QUADRIK

3-way Type T/P (thermostatic/pressure balance) coaxial patented valve

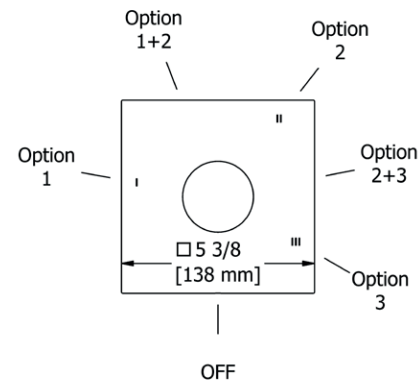


R95	\$ 270	R95-SPEX	\$ 270	R95-EX	\$ 270
<ul style="list-style-type: none"> • Rough only • ½" inlet male NPT or sweat • Three ½" outlets male NPT or sweat • Service valves • Test cap • TXX95XX trim required to complete 		<ul style="list-style-type: none"> • Rough only • ½" inlet male NPT or sweat • Three ½" outlets male NPT or sweat • Service valves • Test cap • TXX95XX trim required to complete 		<ul style="list-style-type: none"> • Rough only • ½" inlet male NPT or sweat • Three ½" outlets male NPT or sweat • Service valves • Test cap • TXX95XX trim required to complete 	

3-way Type T/P (thermostatic/pressure balance) coaxial patented valve and trim




TRIM ONLY		Price
Code		
TQA95C		\$ 393
TQA95BK		\$ 543



- ½" inlet male NPT or sweat
- Three ½" outlets male NPT or sweat
- Thermostatic/pressure balance coaxial cartridge with check valves
- 6 positions (OFF, 1, 1 and 2, 2, 2 and 3, 3) share
- Service valves
- 24 L/min, 6.3 gpm (US) 60psi
- Add -EX for EXPANSION PEX connection
- Add -SPEX for PEX connection

ROUGH + TRIM		Price
Code		
QA95C		\$ 663
QA95BK		\$ 813

Connection examples



-SPEX



-EX

QUADRIK

QA171 Assembly



CODE	DESCRIPTION	C	BK
R71*	Type P rough without cartridge	\$ 154	\$ 154
P4004	Hand shower rail	\$ 261	\$ 351
P774	Elbow supply	\$ 60	\$ 81
TQA71	Type P (pressure balance) valve trim	\$ 162	\$ 241
TOTAL		\$ 637	\$ 827

• * Add -SPEX for PEX connection and -EX for Expansion PEX connection

QA271 Assembly



CODE	DESCRIPTION	C
R71*	Type P rough without cartridge	\$ 154
P348	3-jet shower head	\$ 111
P891	Tub spout	\$ 97
TQA71	Type P (pressure balance) valve trim	\$ 162
TOTAL		\$ 524

• * Add -SPEX for PEX connection and -EX for Expansion PEX connection

QUADRIK

QA393 Assembly



CODE	DESCRIPTION	C	BK
R93*	2-way Type T/P (thermostatic/pressure balance) valve rough	\$ 197	\$ 197
P4004	Hand shower rail	\$ 261	\$ 351
P458	20 cm (8") plastic shower head	\$ 173	\$ 231
P560	40 cm (16") shower arm	\$ 120	\$ 156
P774	Elbow supply	\$ 60	\$ 81
TQA93	2-way Type T/P (thermostatic/pressure balance) coaxial valve trim	\$ 370	\$ 498
TOTAL		\$ 1181	\$ 1514

• * Add -SPEX for PEX connection and -EX for Expansion PEX connection

QA493 Assembly



CODE	DESCRIPTION	C	BK
R93*	2-way Type T/P (thermostatic/pressure balance) valve rough	\$ 197	\$ 197
P458	20 cm (8") plastic shower head	\$ 173	\$ 231
P560	40 cm (16") shower arm	\$ 120	\$ 156
P890	Tub spout	\$ 74	\$ 102
TQA93	2-way Type T/P (thermostatic/pressure balance) coaxial valve trim	\$ 370	\$ 498
TOTAL		\$ 934	\$ 1184

• * Add -SPEX for PEX connection and -EX for Expansion PEX connection

QUADRIK

QA595 Assembly



CODE	DESCRIPTION	C	BK
R95*	3-way Type T/P (thermostatic/pressure balance) coaxial valve rough without cartridge	\$ 270	\$ 270
P4004	Hand shower rail	\$ 261	\$ 351
P458	20 cm (8") plastic shower head	\$ 173	\$ 231
P560	40 cm (16") shower arm	\$ 120	\$ 156
P774	Elbow supply	\$ 60	\$ 81
P890	Tub spout	\$ 74	\$ 102
TQA95	3-way Type T/P (thermostatic/pressure balance) coaxial valve trim	\$ 393	\$ 543
TOTAL		\$ 1351	\$ 1734

• * Add -SPEX for PEX connection and -EX for Expansion PEX connection

QA695 Assembly



CODE	DESCRIPTION	C	BK
R95*	3-way Type T/P (thermostatic/pressure balance) coaxial valve rough without cartridge	\$ 270	\$ 270
P4004 (x2)	Hand shower rail	\$ 522	\$ 702
P458	20 cm (8") plastic shower head	\$ 173	\$ 231
P560	40 cm (16") shower arm	\$ 120	\$ 156
P774 (x2)	Elbow supply	\$ 120	\$ 162
TQA95	3-way Type T/P (thermostatic/pressure balance) coaxial valve trim	\$ 393	\$ 543
TOTAL		\$ 1598	\$ 2064

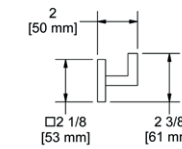
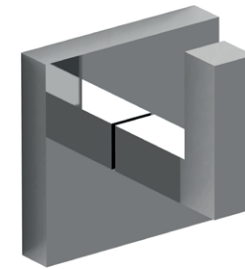
• * Add -SPEX for PEX connection and -EX for Expansion PEX connection

ACCESSORIES

BATH AND SHOWER COMPONENTS

PRO ACCESSORIES

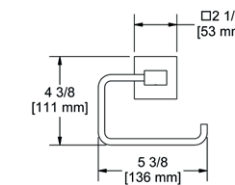
Robe hook



- 2 anchor points

Code	Finish	Price
P940C	Chrome	\$ 72
P940BK	Black	\$ 88

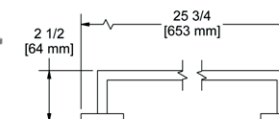
Paper holder



- 2 anchor points

Code	Finish	Price
P943C	Chrome	\$ 117
P943BK	Black	\$ 136

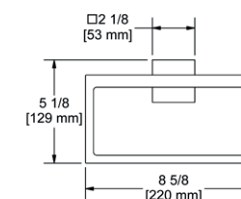

60 cm (24") towel bar



- 2 anchor points

Code	Finish	Price
P945C	Chrome	\$ 187
P945BK	Black	\$ 240

Towel ring

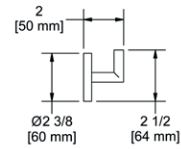


- 2 anchor points

Code	Finish	Price
P947C	Chrome	\$ 150
P947BK	Black	\$ 180

PRO ACCESSORIES

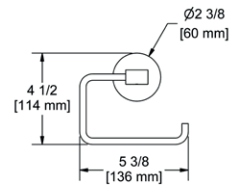
Robe hook



- 2 anchor points

Code	Finish	Price
P960C	Chrome	\$ 64
P960BK	Black	\$ 77

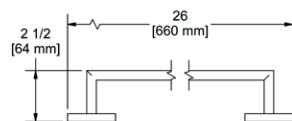
Paper holder



- 2 anchor points

Code	Finish	Price
P963C	Chrome	\$ 110
P963BK	Black	\$ 139

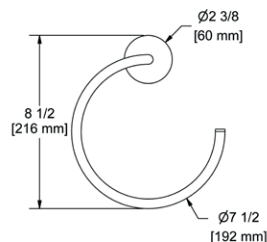
60 cm (24") towel bar



- 2 anchor points

Code	Finish	Price
P965C	Chrome	\$ 150
P965BK	Black	\$ 194

Towel ring

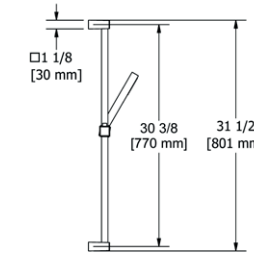


- 2 anchor points

Code	Finish	Price
P967C	Chrome	\$ 103
P967BK	Black	\$ 127

PRO SHOWER/BATH COMPONENTS

Hand shower rail

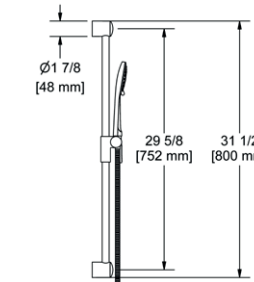


- 1-jet hand shower
- Scale-free
- 150 cm (59") double interlock flexible hose, swivel and 2 check valves
- Square slide bar
- 6.7 L/min, 1.8 gpm (US) 60psi

- Add -15 for flow rate 5.69 L/min, 1.5 gpm (US) 60psi

Code	Finish	Price	-15
P4004C	Chrome	\$ 261	\$ 274
P4004BK	Black	\$ 351	\$ 364

Hand shower rail

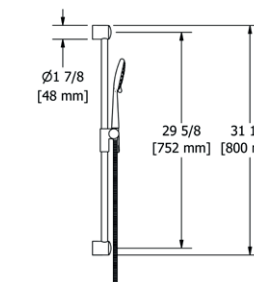


- Ø22 mm (7/8") slide bar
- 3-jet hand shower
- Easy-Glide left cursor
- Scale-free
- 150 cm (59") double interlock flexible hose, swivel and 2 check valves
- 7.6 L/min, 2.0 gpm (US) 60psi

- Add -15 for flow rate 5.69 L/min, 1.5 gpm (US) 60psi

Code	Finish	Price	-15
P3030C	Chrome	\$ 241	\$ 252
P3030BK	Black	\$ 301	\$ 314

Hand shower rail

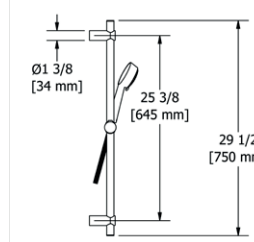


- Ø22 mm (7/8") slide bar
- 3-jet hand shower
- Easy-Glide left cursor
- Scale-free
- 150 cm (59") double interlock flexible hose, swivel and 2 check valves
- 7.6 L/min, 2.0 gpm (US) 60psi

- Add -15 for flow rate 5.69 L/min, 1.5 gpm (US) 60psi

Code	Finish	Price	-15
P6060C	Chrome	\$ 237	\$ 248

Hand shower rail



- 3-jet hand shower
- Scale-free
- Ø25 mm (1") slide bar
- 150 cm (59") double interlock flexible hose, swivel and 2 check valves
- 7.6 L/min, 2.0 gpm (US) 60psi

- Add -15 for flow rate 5.69 L/min, 1.5 gpm (US) 60psi

Code	Finish	Price	-15
P5002C	Chrome	\$ 211	\$ 222
P5002BK	Black	\$ 291	\$ 302

PRO SHOWER/BATH COMPONENTS

Wall-mount hand shower



- cUPC®
- 3-jet hand shower
 - Adjustable
 - Scale-free
 - 150 cm (59") double interlock flexible hose, swivel and 2 check valves
 - 7.6 L/min, 2.0 gpm (US) 60psi

• Add -15 for flow rate 5.69 L/min, 1.5 gpm (US) 60psi

Code	Finish	Price	-15
P4180C	Chrome	\$ 188	\$ 201

Wall-mount hand shower



- cUPC®
- 3-jet hand shower
 - Adjustable
 - Scale-free
 - 150 cm (59") double interlock flexible hose, swivel and 2 check valves
 - 7.6 L/min, 2.0 gpm (US) 60psi

• Add -15 for flow rate 5.69 L/min, 1.5 gpm (US) 60psi

Code	Finish	Price	-15
P4152C	Chrome	\$ 188	\$ 201

Wall mount hand shower with elbow supply

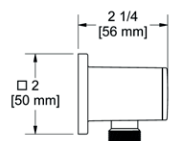



- cUPC®
- 1-jet hand shower
 - Adjustable
 - Scale-free
 - 150 cm (59") double interlock flexible hose, swivel and 2 check valves
 - 7.6 L/min, 2.0 gpm (US) 60psi

• Add -15 for flow rate 5.69 L/min, 1.5 gpm (US) 60psi

Code	Finish	Price	-15
P4104C	Chrome	\$ 145	\$ 157

Elbow supply

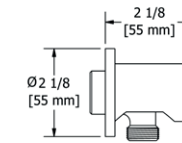



- 1/2" inlet female NPT
- G1/2" outlet male
- Adjustable depth

Code	Finish	Price
P774C	Chrome	\$ 60
P774BK	Black	\$ 81

PRO SHOWER/BATH COMPONENTS

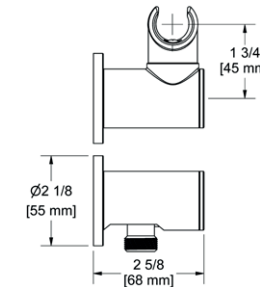
Elbow supply



- 1/2" inlet female NPT
- G1/2" outlet male
- Adjustable depth

Code	Finish	Price
P775C	Chrome	\$ 41
P775BK	Black	\$ 56

Hand shower holder with elbow supply



- 1/2" inlet female NPT
- Directional
- Plastic
- G1/2" outlet male
- Adjustable depth

Code	Finish	Price
P4950C	Chrome	\$ 74

213 cm (84") double interlock flexible hose, swivel and 2 check valves



- cUPC®
- Conical nut 1/2" female
 - 213 cm (84") double interlock flexible hose, swivel and 2 check valves

Code	Finish	Price
P7059C	Chrome	\$ 88

150 cm (59") double interlock flexible hose, swivel and 2 check valves

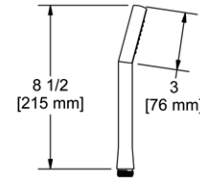


- cUPC®
- Conical nut 1/2" female
 - 150 cm (59") double interlock flexible hose, swivel and 2 check valves

Code	Finish	Price
P7259C	Chrome	\$ 78
P7259BK	Black	\$ 104

PRO SHOWER/BATH COMPONENTS

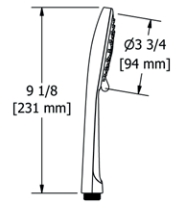
1 jet rectangular hand shower



- cUPC®
- 1-jet hand shower
 - Scale-free
 - 7.6 L/min, 2.0 gpm (US) 60psi

Code	Finish	Price	-15
P4351C	Chrome	\$ 103	
P4351BK	Black	\$ 138	

2-jet hand Shower

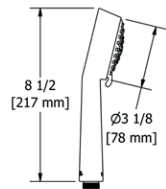


- cUPC®
- Three positions
 - 2 jets: luxurious, massage
 - Scale-free
 - 7.6 L/min, 2.0 gpm (US) 60psi

• Add -15 for flow rate 5.69 L/min, 1.5 gpm (US) 60psi

Code	Finish	Price	-15
P4380C	Chrome	\$ 103	\$ 115

2-jet hand Shower

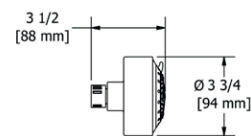


- cUPC®
- Three positions
 - 2 jets: luxurious, invigorating
 - Scale-free
 - 7.6 L/min, 2.0 gpm (US) 60psi

• Add -15 for flow rate 5.69 L/min, 1.5 gpm (US) 60psi

Code	Finish	Price	-15
P4352C	Chrome	\$ 103	\$ 115
P4352BK	Black	\$ 138	\$ 151

Eco 3-jet shower head



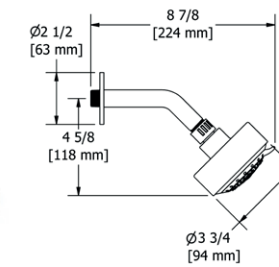
- cUPC®
- Swivel
 - 3 jets
 - Scale-free
 - 7.6 L/min, 2.0 gpm (US) 60psi

• Add -15 for flow rate 5.69 L/min, 1.5 gpm (US) 60psi

Code	Finish	Price	-15
P353C	Chrome	\$ 65	\$ 77
P353BK	Black	\$ 87	\$ 99

PRO SHOWER/BATH COMPONENTS

Eco 3-jet shower head with arm

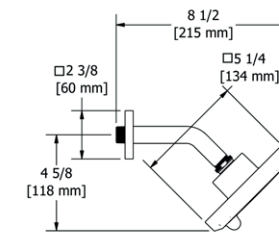


- cUPC®
- Swivel
 - 3 jets
 - Shower arm with round flange
 - Scale-free
 - 7 L/min, 1.85 gpm (US) 60psi

• Add -15 for flow rate 5.69 L/min, 1.5 gpm (US) 60psi

Code	Finish	Price	-15
P358C	Chrome	\$ 89	\$ 99
P358BK	Black	\$ 120	\$ 132

2-jet shower head with arm

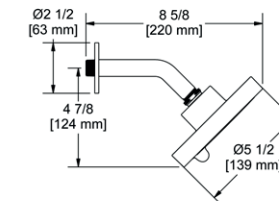


- cUPC®
- Six positions
 - Swivel
 - 2 jets: luxurious, invigorating
 - Shower arm with square flange
 - Scale-free
 - 7.6 L/min, 2.0 gpm (US) 60psi

• Add -15 for flow rate 5.69 L/min, 1.5 gpm (US) 60psi

Code	Finish	Price	-15
P343C	Chrome	\$ 191	\$ 204

2-jet shower head with arm

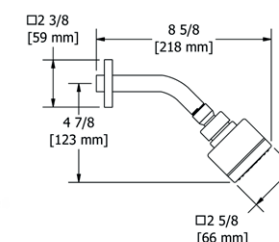


- cUPC®
- Six positions
 - Swivel
 - 2 jets: luxurious, invigorating
 - Shower arm with round flange
 - Scale-free
 - 7.6 L/min, 2.0 gpm (US) 60psi

• Add -15 for flow rate 5.69 L/min, 1.5 gpm (US) 60psi

Code	Finish	Price	-15
P366C	Chrome	\$ 171	\$ 184

3-jet shower head with arm



- cUPC®
- Swivel
 - 3 jets
 - Shower arm with square flange
 - 7.6 L/min, 2.0 gpm (US) 60psi

• Add -15 for flow rate 5.69 L/min, 1.5 gpm (US) 60psi

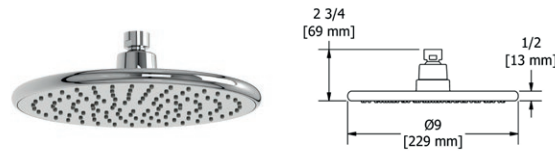
Code	Finish	Price	-15
P348C	Chrome	\$ 111	\$ 123

PRO SHOWER/BATH COMPONENTS

23 cm (9") shower head

cUPC®

- ½" inlet female NPT
- Swivel
- Scale-free
- 7.6 L/min, 2.0 gpm (US) 60psi



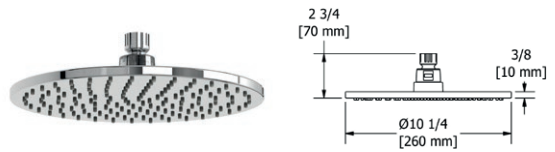
- Add -15 for flow rate 5.69 L/min, 1.5 gpm (US) 60psi

Code	Finish	Price	-15
P428C	Chrome	\$ 146	\$ 158
P428BK	Black	\$ 196	\$ 209

25 cm (10") shower head

cUPC®

- ½" inlet female NPT
- Swivel
- Scale-free
- 7.6 L/min, 2.0 gpm (US) 60psi



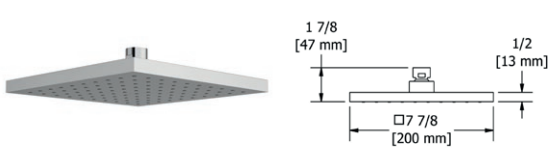
- Add -15 for flow rate 5.69 L/min, 1.5 gpm (US) 60psi

Code	Finish	Price	-15
P430C	Chrome	\$ 176	\$ 191
P430BK	Black	\$ 237	\$ 253

20 cm (8") plastic shower head

cUPC®

- ½" inlet female NPT
- Swivel
- Scale-free
- 7.6 L/min, 2.0 gpm (US) 60psi



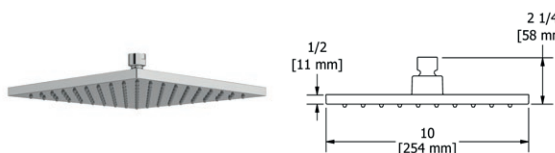
- Add -15 for flow rate 5.69 L/min, 1.5 gpm (US) 60psi

Code	Finish	Price	-15
P458C	Chrome	\$ 173	\$ 188
P458BK	Black	\$ 231	\$ 245

25 cm (10") plastic shower head

cUPC®

- ½" inlet female NPT
- Swivel
- Scale-free
- 7.6 L/min, 2.0 gpm (US) 60psi



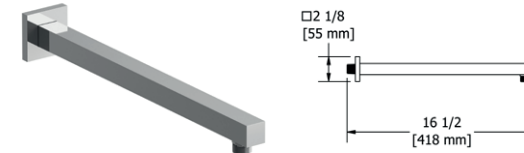
- Add -15 for flow rate 5.69 L/min, 1.5 gpm (US) 60psi

Code	Finish	Price	-15
P450C	Chrome	\$ 200	\$ 213
P450BK	Black	\$ 267	\$ 282

PRO SHOWER/BATH COMPONENTS

40cm (16") Horizontal shower arm

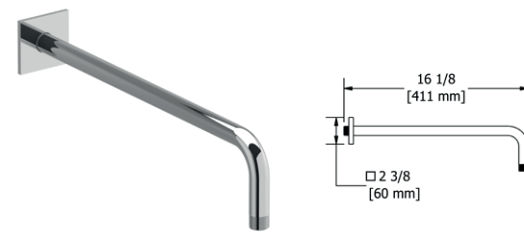
- ½" inlet male NPT
- Square flange



Code	Finish	Price
P541C	Chrome	\$ 180

40 cm (16") shower arm


- ½" inlet male NPT
- Square flange with set screw



Code	Finish	Price
P560C	Chrome	\$ 120
P560BK	Black	\$ 156

7.5 cm (3") vertical shower arm

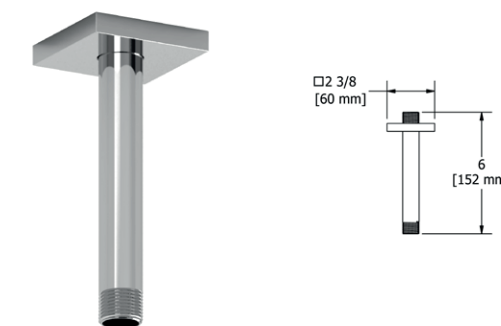
- ½" inlet male NPT
- Square flange with set screw



Code	Finish	Price
P519C	Chrome	\$ 69
P519BK	Black	\$ 90

15 cm (6") vertical shower arm

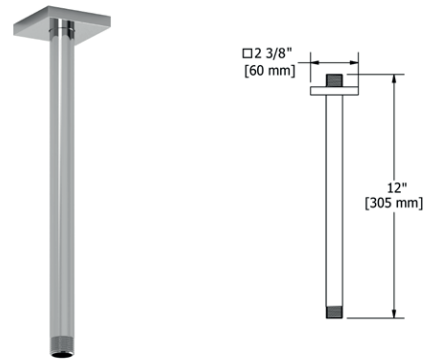
- ½" inlet male NPT
- Square flange with set screw



Code	Finish	Price
P518C	Chrome	\$ 73
P518BK	Black	\$ 98

PRO SHOWER/BATH COMPONENTS

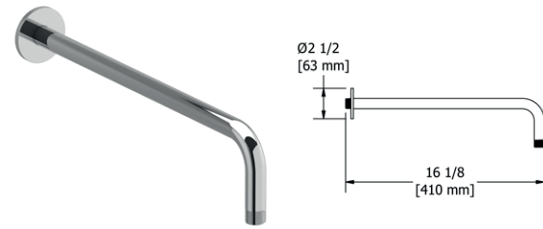
30 cm (12") vertical shower arm



- 1/2" inlet male NPT
- Square flange with set screw

Code	Finish	Price
P517C	Chrome	\$ 95
P517BK	Black	\$ 125

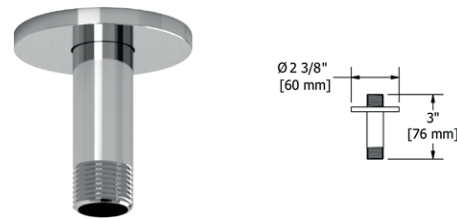
40 cm (16") shower arm



- 1/2" inlet male NPT
- Round flange

Code	Finish	Price
P503C	Chrome	\$ 86
P503BK	Black	\$ 116

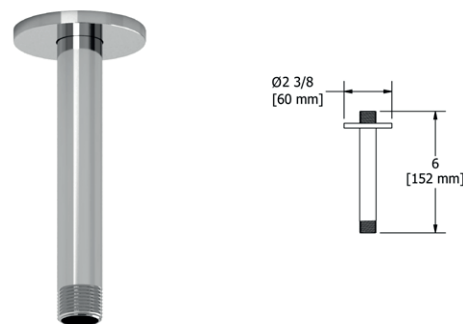
7.5 cm (3") vertical shower arm



- 1/2" inlet male NPT
- Round flange

Code	Finish	Price
P509C	Chrome	\$ 40
P509BK	Black	\$ 51

15 cm (6") vertical shower arm

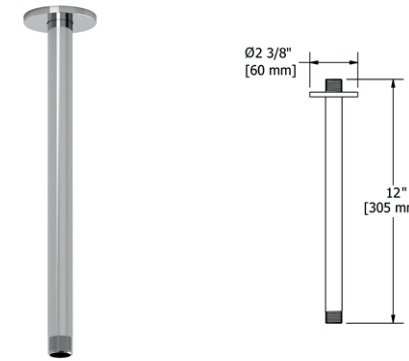


- 1/2" inlet male NPT
- Round flange

Code	Finish	Price
P508C	Chrome	\$ 43
P508BK	Black	\$ 57

PRO SHOWER/BATH COMPONENTS

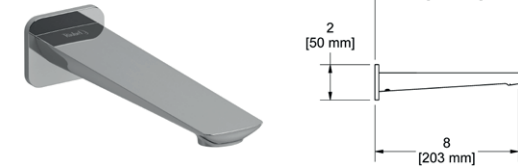
30 cm (12") vertical shower arm



- 1/2" inlet male NPT
- Round flange

Code	Finish	Price
P507C	Chrome	\$ 76
P507BK	Black	\$ 99

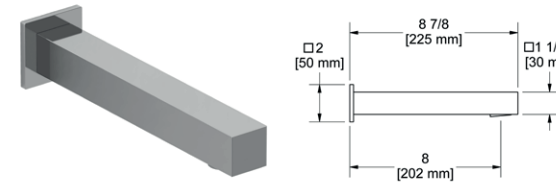
Wall-mount tub spout



- 1/2" copper slip fit inlet
- Brass
- Flow diffuser

Code	Finish	Price
DJ80C	Chrome	\$ 266

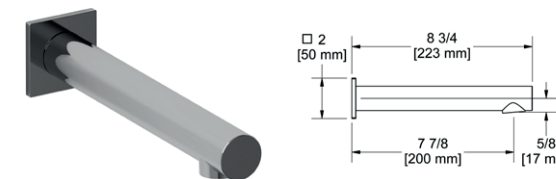
Square wall-mount tub spout



- 1/2" copper slip fit inlet
- Brass

Code	Finish	Price
P885C	Chrome	\$ 187

Wall-mount tub spout



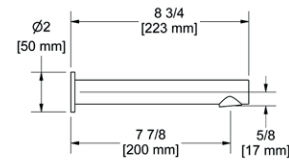
- 1/2" copper slip fit inlet
- Brass

Code	Finish	Price
P847C	Chrome	\$ 141

PRO SHOWER/BATH COMPONENTS

Wall-mount tub spout

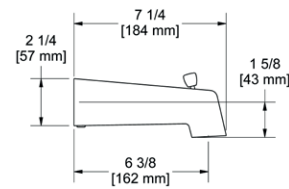
- ½" copper slip fit inlet
- Brass



Code	Finish	Price
P867C	Chrome	\$ 130

Tub spout

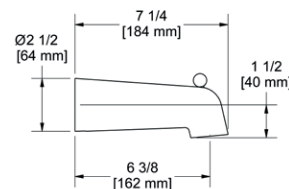
- ½" copper slip fit inlet
- Flow diffuser
- Diverter



Code	Finish	Price
P891C	Chrome	\$ 97
P891BK	Black	\$ 116

Tub spout

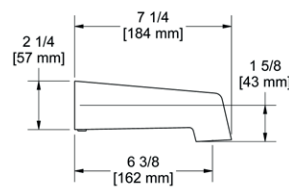
- ½" copper slip fit inlet
- Flow diffuser
- Diverter



Code	Finish	Price
P871C	Chrome	\$ 84
P871BK	Black	\$ 111

Tub spout

- ½" copper slip fit inlet
- Flow diffuser

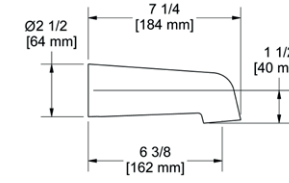


Code	Finish	Price
P890C	Chrome	\$ 74
P890BK	Black	\$ 102

PRO SHOWER/BATH COMPONENTS

Tub spout

- ½" copper slip fit inlet
- Flow diffuser



Code	Finish	Price
P870C	Chrome	\$ 67
P870BK	Black	\$ 91

Lavatory push drain with overflow

- Push drain
- Ø1¼" tail piece



Code	Finish	Price
PDB150C	Chrome	\$ 42
PDB150BK	Black	\$ 48

Lavatory push drain without overflow

- Push drain
- Ø1¼" tail piece



Code	Finish	Price
PDL150C	Chrome	\$ 42
PDL150BK	Black	\$ 48

Lavatory push drain with overflow

- Push drain
- Ø1¼" tail piece



Code	Finish	Price
PDB160C	Chrome	\$ 57

PRO SHOWER/BATH COMPONENTS

Lavatory open grid drain without overflow

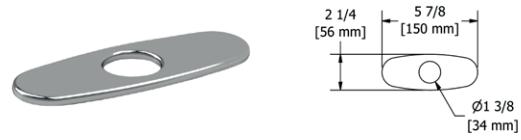


cUPC® • Ø1¼" tail piece

Code	Finish	Price
PDO170C	Chrome	\$ 40

4" deck plate

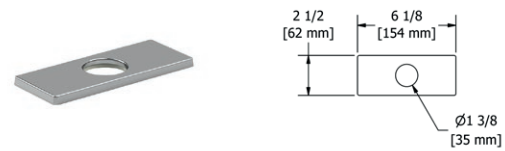
• Brass



Code	Finish	Price
P5614C	Chrome	\$ 42

4" center rectangular deck plate

• Brass



Code	Finish	Price
P5604C	Chrome	\$ 47

Kit of adjustable legs

• For use with concrete slab installation box
• Self tapping screw



Code	Finish	Price
P9976	Chrome	\$ 83

Primer adaptor

• Connection ¼" OD
• Compatible with PX101, PO101, NJ101 and SM101



Code	Finish	Price
P9507	Chrome	\$ 90



ABOUT RIOBEL

Riobel products are designed in Saint-Jérôme, Québec, Canada and are distributed across Canada as well as in many locations in US and in Europe through a vast network. Riobel has been a benchmark of excellence since 1995.

PRO SERIES

The Pro Series is a product line from Riobel: "PRO" is a reference to both professionals and their projects. This modern series includes four bathroom faucet collections: Quadrik, Conik, Dee-j and Ever, and five kitchen faucet collections: Jazz, Njoy, Pixi, Pronto and Simplicity.

TERMS AND CONDITIONS

Prices: Prices are subject to change without notice. Taxes are added if applicable.

Payment terms: Payment terms are as follows: net 30 days. 2% monthly interest (24% yearly). No deliveries will be made to customers who do not respect payment terms.

Shipping: Prices are FOB from our warehouse. Riobel's responsibility ends with delivery to the transporter. Shipping requests must be made by retailers.

MAINTENANCE AND CLEANING

To preserve the look of your product, it should be cleaned with a mild soap, rinsed with clear water and dried with a soft cloth.

IMPORTANT: Do not use abrasive, irritant or corrosive products (such as detergents or other products containing ammonia). Always rinse and/or clean the faucets after having sprayed cleaning products onto other surrounding surfaces, including mirrors and ceramic tiles. These cleaning products' mist may damage your faucets' finish.

RETURNS

- Parts may not be returned without Riobel's authorization. Riobel reserves the right to refuse returns at any time.
- Riobel repairs and replaces parts at its discretion.
- A 25% return fee is invoiced to the customer.
- Merchandise must be in its original packaging.
- Merchandise must not be damaged.
- Only parts presenting a manufacturing defect may be replaced at no charge.

LIFETIME LIMITED WARRANTY

RIOBEL PRO products carry a LIFETIME warranty on their cartridges. All other working parts and finishes are guaranteed against manufacturing defects for a period of five (5) years following the date of purchase. The warranty will be honored if the installation is performed by a certified plumber. The warranty does not cover labor costs and/or damages sustained during installation. For commercial application or installation outside of North America, the warranty is valid for one (1) year. Riobel Pro products are not transferable and apply only to the initial purchaser with proof of purchase. The complete text of the Riobel Pro warranty is inserted into the packaging of each faucet.

CERTIFICATIONS

Riobel products are certified by, and are in compliance with, the following standards: ASME A112.18.1, CSA B125.1, ASSE 1016, NSF 61 and NSF372. These standard are listed with IAPMO.

All products displaying the ADA logo comply with applicable Americans with Disabilities Act requirements.

ECOLOGICAL PRODUCTS FROM AN ECOLOGICAL COMPANY

At Riobel, we know that every drop counts. That's why we've taken measures at every level to ensure that our products meet our environmental values. In accordance with this philosophy, we've equipped our lavatory faucets with efficient aerators to reduce their flow to 4.5 litres per minute (1.2 gpm) – the industry norm is 8.3 litres per minute (2.2 gpm). While quality is always our foremost concern, we refuse to seek it at the planet's expense.

Riobel GREEN products contribute to a reduction in water consumption without compromising efficiency. They are even more eco-friendly than WaterSense-certified products. Riobel GREEN products save water and are therefore ideal for LEED projects.



MONTREAL 1 866 473-8442
TORONTO 1 888 287-5354
VANCOUVER 1 604 421-5665

RIOBELPRO.CA

